



# Epidemiology of COVID-19 in Ireland

Report prepared by HPSC on 27/03/2020 for NPHE

**Note: Data are provisional**

## Summary

This report includes data as of 27<sup>th</sup> March 2020 13:05 for events created on CIDR up to midnight Wednesday, 25<sup>th</sup> March, 2020

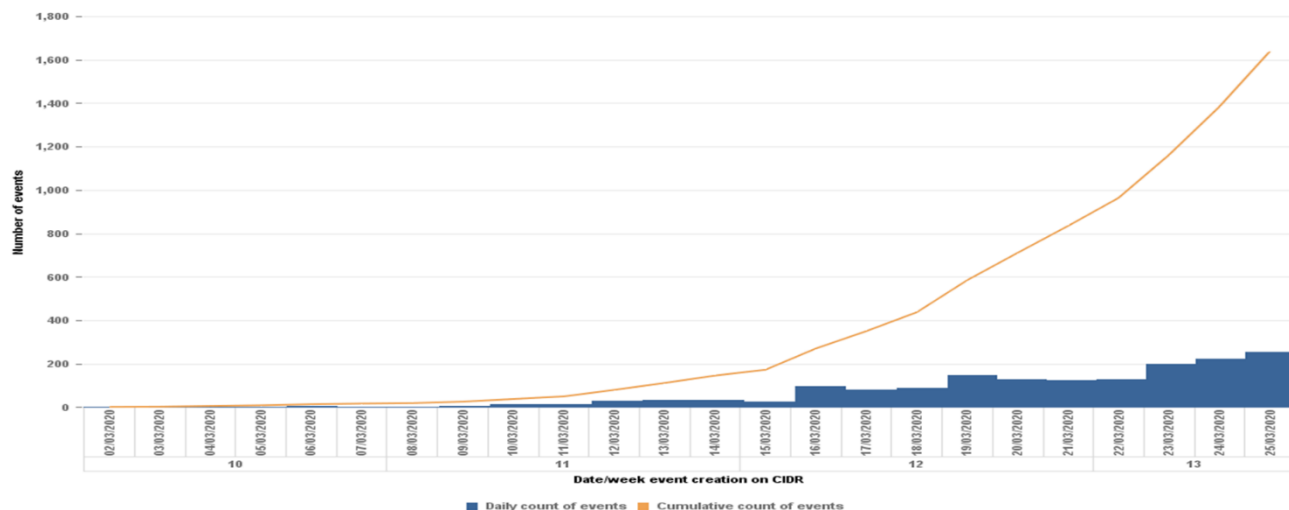
Total number of confirmed cases	1,639	
Number of new cases 24 <sup>th</sup> March	256	
Total number hospitalised	419	25.6
Total number admitted to ICU	59	3.6
Total number of deaths	21	
Case Fatality Ratio (CFR %)	1.3	
Total number of outbreaks/clusters	79	
Total number cases associated with clusters	317	19.3%
Total number of imported cases	239	14.6%
Number of cases in HCW	375	22.9%
Median age (years)	46	
Age range (years)	0-96	

### Confirmed cases

In total, 1,639 confirmed cases of COVID-19 were notified in Ireland **before midnight March 25<sup>th</sup> 2020**, with the first cases reported in Week 10 2020, week ending 07/03/2020 (Figure 1).

### Outbreaks/Clusters

Seventy nine outbreaks/clusters of COVID-19 were notified on CIDR **before midnight March 25<sup>th</sup> 2020**.



**Figure 1:** Number and cumulative number of confirmed COVID-19 cases notified in Ireland to midnight March 25<sup>th</sup> 2020

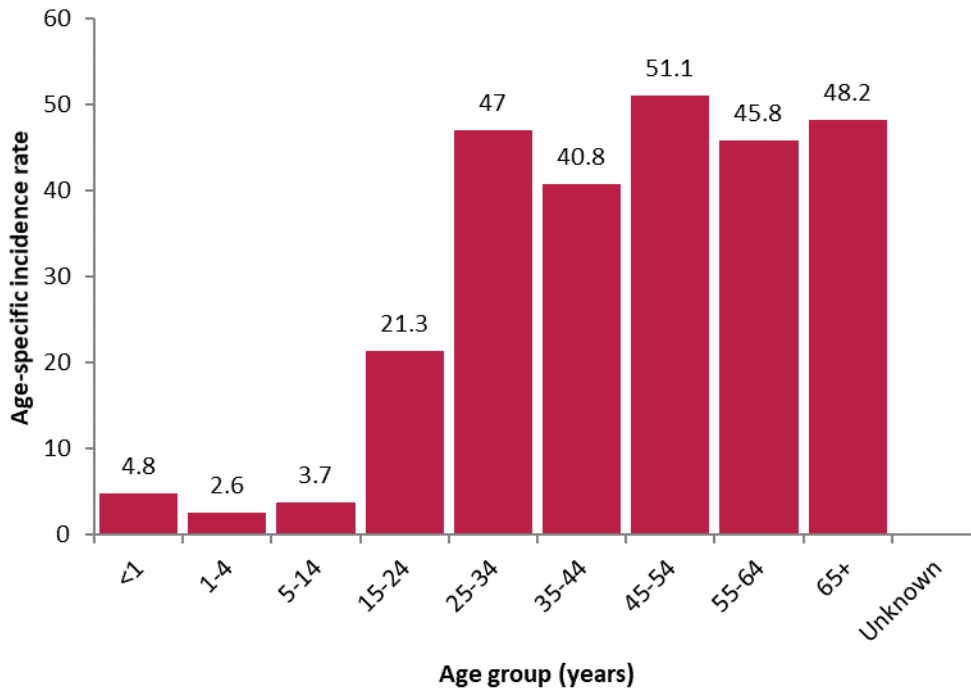
Data source: CIDR as of 27/03/2020 13:05

**Table 1: Characteristics of confirmed COVID-19 cases notified as of midnight March 25<sup>th</sup> 2020, Ireland**

	Count of Events	%
<b>Total</b>	1639	100.0
<b>Sex</b>		
Female	760	46.4
Male	879	53.6
Unknown	0	0.0
<b>Age group (years)</b>		
<1	3	0.2
1-4	7	0.4
5-14	25	1.5
15-24	123	7.5
25-34	310	18.9
35-44	305	18.6
45-54	320	19.5
55-64	233	14.2
65+	307	18.7
Unknown	6	0.4
<b>HSE area</b>		
HSE E	1019	62.2
HSE M	73	4.5
HSE MW	90	5.5
HSE NE	71	4.3
HSE NW	26	1.6
HSE SE	63	3.8
HSE S	215	13.1
HSE W	82	5.0
<b>Country of Infection</b>		
Algeria	1	0.1
Andorra	4	0.2
Austria	46	2.8
Brazil	1	0.1
Bulgaria	2	0.1
Czech Republic	1	0.1
Finland	1	0.1
France	17	1.0
Germany	1	0.1
Hungary	1	0.1
Indonesia	1	0.1
Ireland	953	58.1
Italy	61	3.7
Netherlands	3	0.2
Philippines	1	0.1
Poland	1	0.1
Portugal	2	0.1
Singapore	2	0.1
Spain	25	1.5
Sri Lanka	1	0.1
Sweden	1	0.1
Switzerland	7	0.4
United Kingdom	56	3.4
United States	4	0.2
Unknown	446	27.2

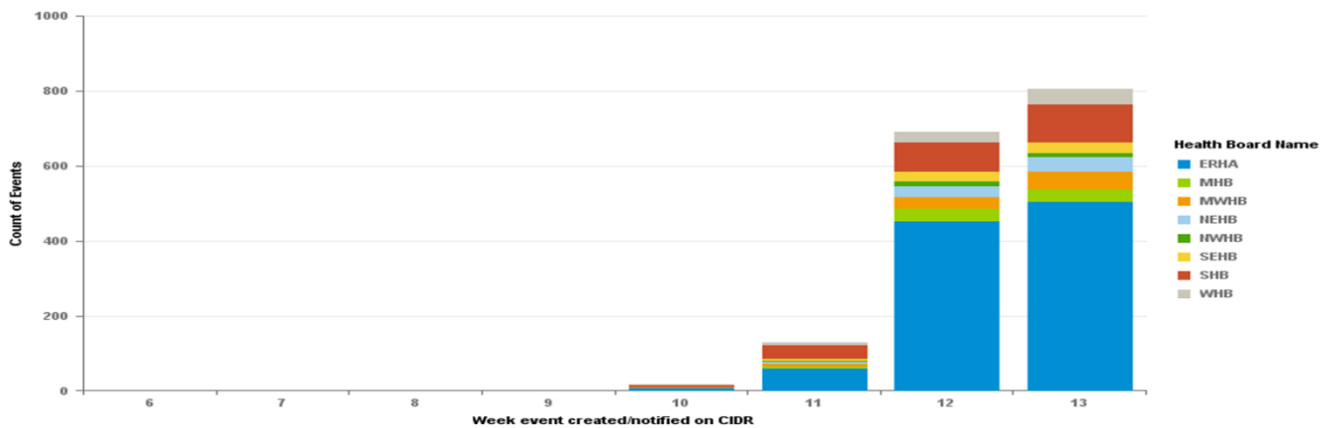
Data source: CIDR as of 27/03/2020 13:05

**Note: Data are provisional**



**Figure 2:** Age-specific incidence rates of confirmed cases of COVID-19 notified to midnight March 25<sup>th</sup> 2020, Ireland

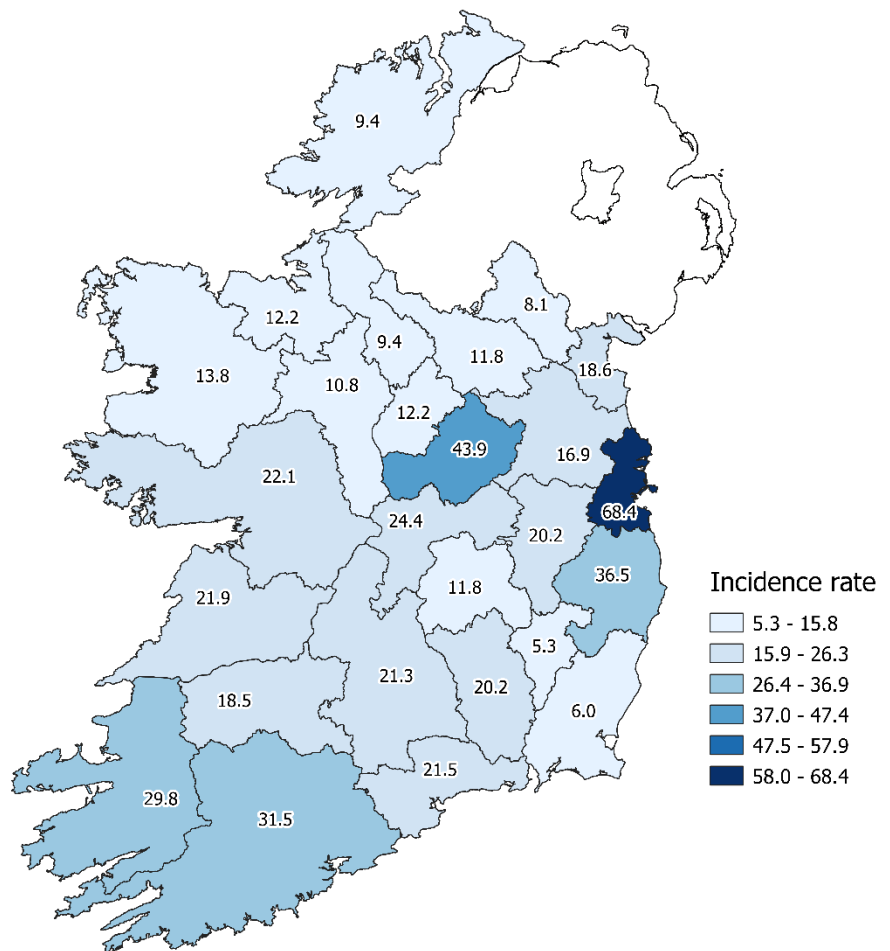
Data source: CIDR as of 27/03/2020 13:05



**Figure 3:** Confirmed cases of COVID-19 notified to midnight March 25<sup>th</sup> 2020, by HSE Area and week of notification

Data source: CIDR as of 27/03/2020 13:05

**Note: Data are provisional**



**Figure 4:** Cumulative incidence rates per 100,000 population of confirmed cases of COVID-19 notified to midnight March 25<sup>th</sup> 2020 by county, Ireland

Data source: CIDR as of 27/03/2020 13:05

**Table 2: Number of confirmed cases of COVID-19 notified to midnight March 25<sup>th</sup> 2020 by County**

County Name	Count of Events	%
Carlow	3	0.2
Cavan	9	0.5
Clare	26	1.6
Cork	171	10.4
Donegal	15	0.9
Dublin	922	56.3
Galway	57	3.5
Kerry	44	2.7
Kildare	45	2.7
Kilkenny	20	1.2
Laois	10	0.6
Leitrim	3	0.2
Limerick	36	2.2
Longford	5	0.3
Louth	24	1.5
Mayo	18	1.1
Meath	33	2.0
Monaghan	5	0.3
Offaly	19	1.2
Roscommon	7	0.4
Sligo	8	0.5
Tipperary	34	2.1
Waterford	25	1.5
Westmeath	39	2.4
Wexford	9	0.5
Wicklow	52	3.2

Data source: CIDR as of 27/03/2020 13:05

**Table 3: Number of confirmed COVID-19 cases notified to midnight March 25<sup>th</sup> 2020 by transmission classification, Ireland**

Transmission classification*	Number of events	%
Community transmission	452	27.6%
Possible community transmission	36	2.2%
Local transmission	201	12.3%
Possible local transmission	1	0.1%
Travel abroad	239	14.6%
Unknown	710	43.3%

\* Transmission classification is based on country of infection as well as enhanced exposure data (international travel; close contact of a case) recorded in CIDR. The World Health Organization's (WHO) Definition of transmission classification is outlined in Appendix 1.

Data source: CIDR as of 27/03/2020 13:05

**Note: Data are provisional**

**Table 4:** Number of confirmed cases of COVID-19 notified to midnight March 25<sup>th</sup> 2020 by age group and hospital, ICU and vital status, Ireland

Age group (years)	Number hospitalised	% hospitalised	Number admitted to ICU	% admitted to ICU	Number died	Case fatality ratio (%)
<5	3	0.7	0	0.0	.	.
5-14	3	0.7	0	0.0	.	.
15-24	17	4.1	0	0.0	.	.
25-34	45	10.7	3	5.1	.	.
35-44	40	9.5	6	10.2	.	.
45-54	70	16.7	15	25.4	.	.
55-64	71	16.9	14	23.7	.	.
65+	169	40.3	21	35.6	.	.
Unknown	1	0.2	0	0.0	.	.
<b>Total</b>	<b>419</b>	<b>100</b>	<b>59</b>	<b>100</b>	<b>21</b>	<b>1.3</b>

Data source: CIDR as of 27/03/2020 13:05

**Table 5:** Number of confirmed cases of COVID-19 notified to midnight March 25<sup>th</sup> 2020 in healthcare workers by HSE-area and travel status

HSE-area	Foreign travel	No foreign travel	Not specified	Total
ERHA	37	174	22	233
MHB	3	14	1	18
MWHB	4	5	6	15
NEHB	2	2	2	6
NWHB	5	1	0	6
SEHB	5	0	12	17
SHB	13	21	17	51
WHB	8	12	9	29
<b>Total</b>	<b>77</b>	<b>229</b>	<b>69</b>	<b>375</b>

Data source: CIDR as of 27/03/2020 13:05

Of the 375 cases who were healthcare workers, 61% had no history of foreign travel in the 14 days prior to onset of symptoms.

**Table 6: Number of clusters/outbreaks COVID-19 notified to midnight March 25<sup>th</sup> 2020 by location and HSE-area**

Location	E	M	MW	NE	NW	SE	S	W	Total N	Total %
Private house	2	1		2	1	2	2	7	17	21.5
Travel related			4	4	2	1	2	2	15	19.0
Nursing home	14								14	17.7
Hospital	7	1		1			2	2	13	16.5
Extended family	2					3	1		6	7.6
Other	1		1	1					3	3.8
Residential institution	2							1	3	3.8
Workplace	1					1	1		3	3.8
Not Specified							2		2	2.5
Comm. Hosp/Long-stay unit	1								1	1.3
Community outbreak		1							1	1.3
Hotel							1		1	1.3
<b>Total</b>	<b>30</b>	<b>3</b>	<b>5</b>	<b>8</b>	<b>3</b>	<b>7</b>	<b>11</b>	<b>12</b>	<b>79</b>	<b>100.0</b>

Data source: CIDR as of 27/03/2020 13:05

## Acknowledgements

Sincere thanks are extended to all those who participated in the collection and reporting of data used in this report. This includes the notifying clinicians and staff in laboratories and Departments of Public Health.

**Report prepared by Epi Team, HPSC**

### Appendix 1: World Health Organization's (WHO) Definition of transmission classification

WHO definition of transmission classification is specified below:

- Community transmission is evidenced by the inability to relate confirmed cases through chains of transmission for a large number of cases, or by increasing positive tests through routine screening of sentinel samples.
- Local transmission indicates locations where the source of infection is within the reporting location.
- Imported cases only indicate locations where all cases have been acquired outside the location of reporting.

Unknown: Transmission is classified as 'unknown' due to incomplete data on CIDR.