



Epidemiology of COVID-19 in Ireland

Report prepared by HPSC on 20/04/2020 for NPHE

Note: Data are provisional

Summary

This report includes data as of 20th April 2020 at 9:30 am for events created on CIDR up to midnight Saturday 18th April 2020.

Characteristic	Number	%
Total number of confirmed cases	15,185	
Number of new cases since previous day	579	3.8
Total number hospitalised	2,272	15.0
Total number admitted to ICU	306	2.0
Total number of deaths	642	4.2
Total number of outbreaks/clusters	478	-
Total number cases associated with clusters	3,139	20.7
Total number of imported cases	353	2.3
Number of cases in Healthcare workers	4,009	26.4
Median age (years)	48	-
Age range (years)	0-106	-

Confirmed cases

In total, 15,185 confirmed cases of COVID-19 were notified in Ireland **before midnight April 18th 2020**, with the first cases reported in Week 10 2020, week ending 07/03/2020 (Figure 1).

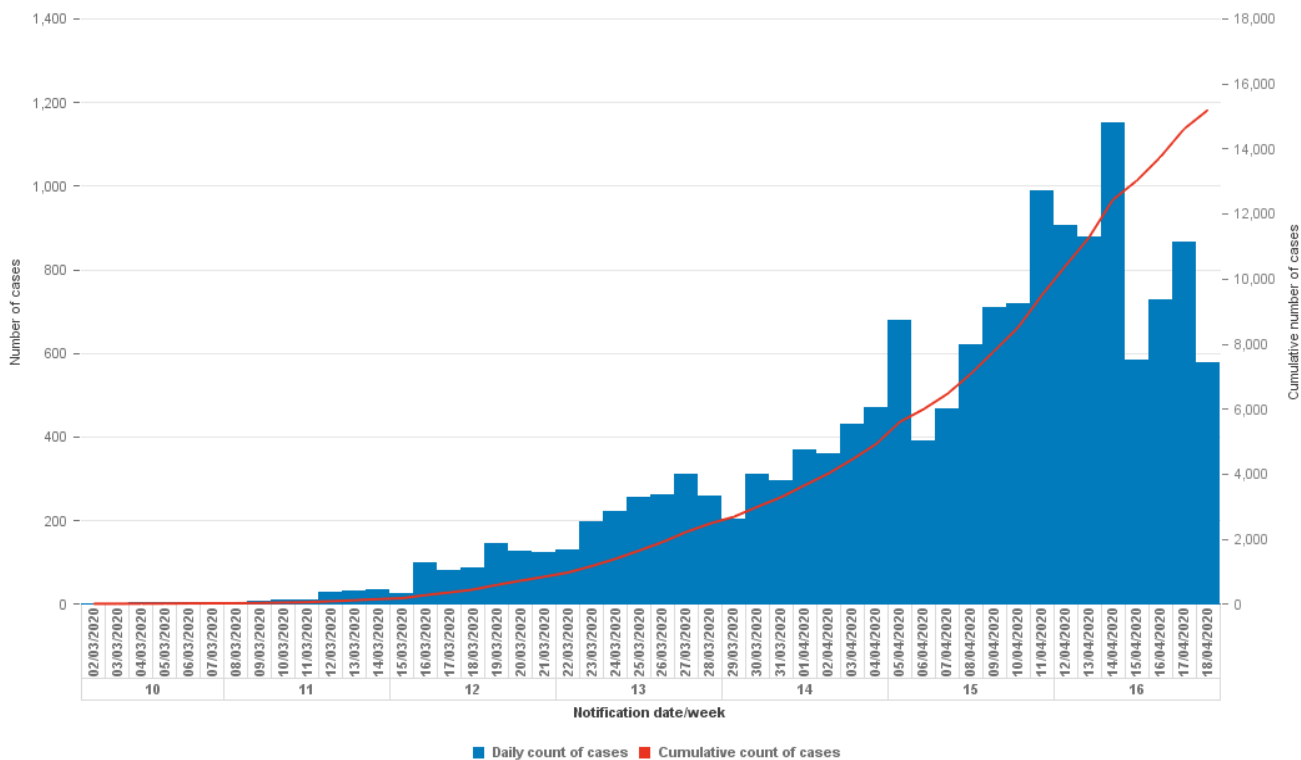


Figure 1: Number and cumulative number of confirmed COVID-19 cases notified in Ireland to midnight April 18th 2020

Data source: CIDR as of 20/04/2020 9:30

Outbreaks/Clusters

There were 478 outbreaks/clusters of COVID-19 notified on CIDR **before midnight April 18th 2020**.

Table 1: Characteristics of confirmed COVID-19 cases notified as of midnight April 18th 2020, Ireland

Characteristic	Number of cases	%
Total	15,185	100
Sex		
Female	8433	55.5
Male	6603	43.5
Unknown	149	1.0
Age group (years)		
<1	30	0.2
1-4	54	0.4
5-14	161	1.1
15-24	1000	6.6
25-34	2557	16.8
35-44	2744	18.1
45-54	2943	19.4
55-64	2184	14.4
65+	3488	23.0
Unknown	24	0.2
HSE area		
HSE East	8927	58.8
HSE Midlands	820	5.4
HSE Mid-West	766	5.0
HSE North-East	1538	10.1
HSE North-West	510	3.4
HSE South-East	592	3.9
HSE South	1315	8.7
HSE West	717	4.7

Data source: CIDR as of 20/04/2020 9:30

Table 2: Country of Infection of confirmed COVID-19 cases notified as of midnight April 18th 2020, Ireland

Country of infection	Number of cases	% of cases
Ireland	10,613	69.9
Other than Ireland	353	2.3
Unknown	4219	27.8
Total	15,185	100

Data source: CIDR as of 20/04/2020 9:30

Note: Data are provisional

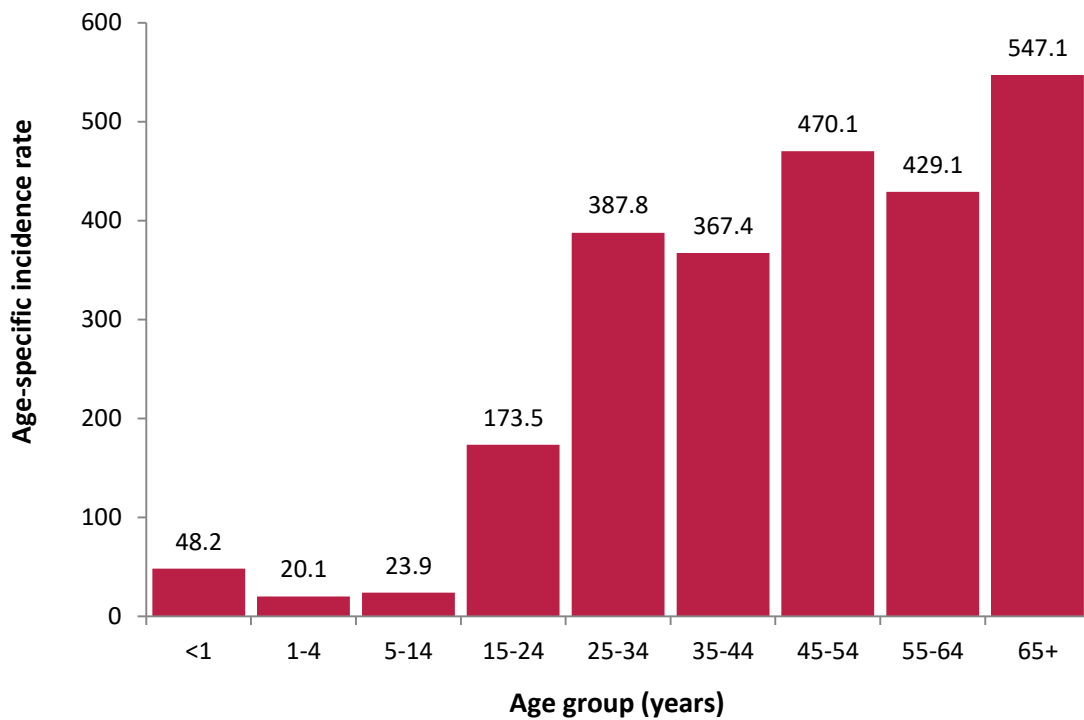


Figure 2: Age-specific incidence rates of confirmed cases of COVID-19 notified to midnight April 18th 2020, Ireland

Data source: CIDR as of 20/04/2020 9:30, rates are calculated using the 2016 census (www.cso.ie)

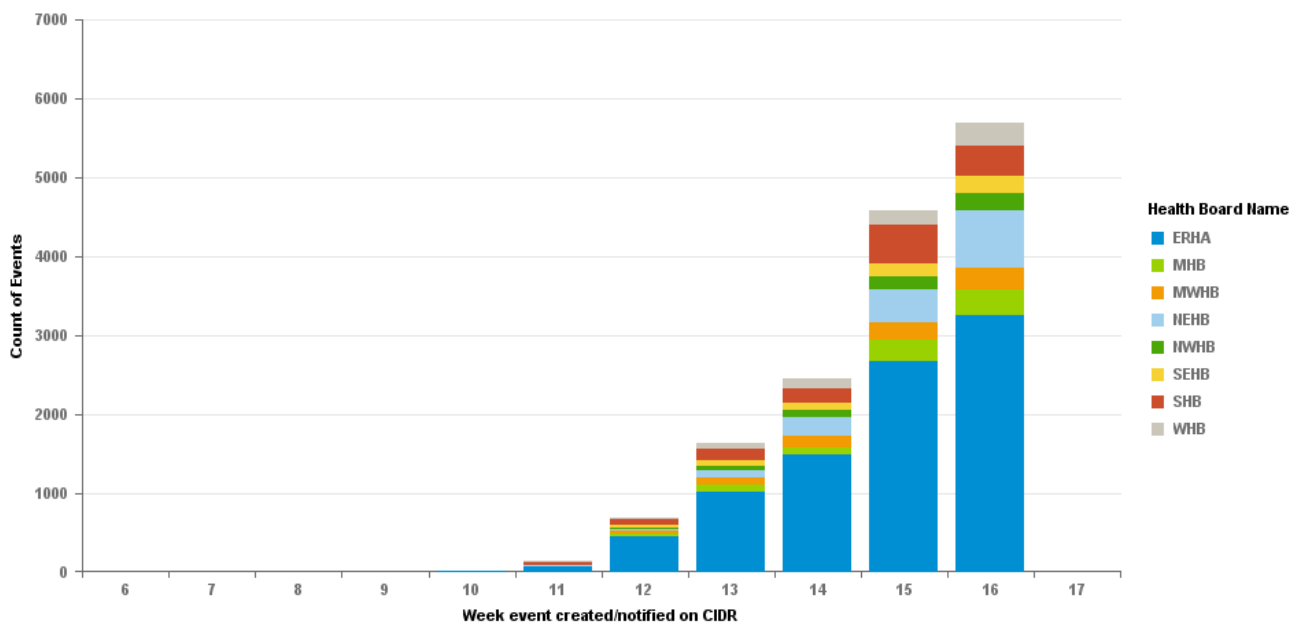


Figure 3: Confirmed cases of COVID-19 notified to midnight April 18th 2020, by HSE Area and week of notification

Data source: CIDR as of 20/04/2020 9:30

Note: Data are provisional

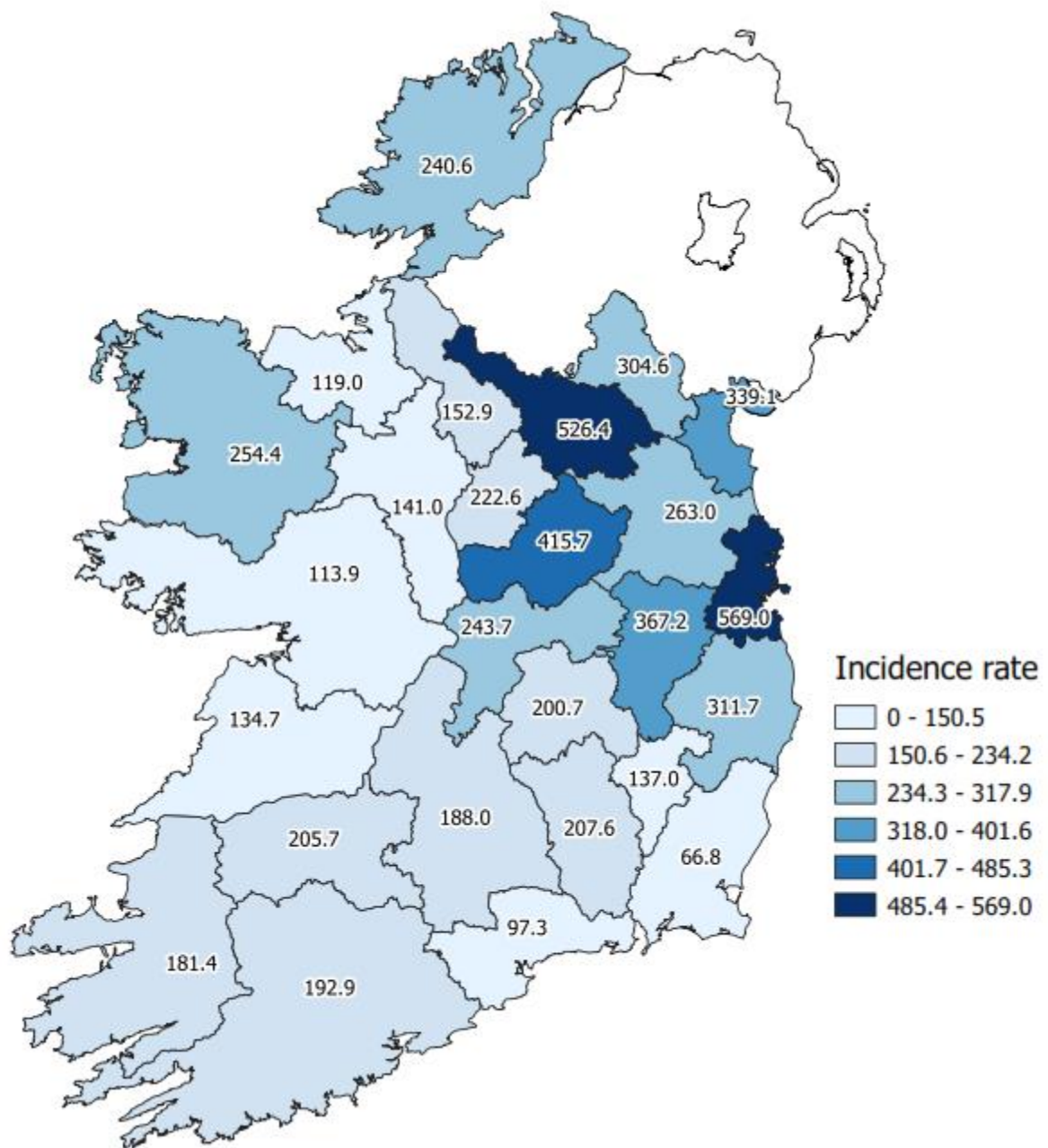


Figure 4: Cumulative incidence rates per 100,000 population of confirmed cases of COVID-19 notified to midnight April 18th 2020 by county, Ireland

Please do not directly compare county shades to previous maps. The numbers of cases by county are increasing and as such the categories listed will broaden which may result in changes to the map shading.

Data source: CIDR as of 20/04/2020 9:30, rates are calculated using the 2016 census (www.cso.ie)

Table 3: Number of confirmed cases of COVID-19 notified to midnight April 18th 2020 by county

County Name	Number of cases	%
Carlow	78	0.5
Cavan	401	2.6
Clare	160	1.1
Cork	1047	6.9
Donegal	383	2.5
Dublin	7666	50.5
Galway	294	1.9
Kerry	268	1.8
Kildare	817	5.4
Kilkenny	206	1.4
Laois	170	1.1
Leitrim	49	0.3
Limerick	401	2.6
Longford	91	0.6
Louth	437	2.9
Mayo	332	2.2
Meath	513	3.4
Monaghan	187	1.2
Offaly	190	1.3
Roscommon	91	0.6
Sligo	78	0.5
Tipperary	300	2.0
Waterford	113	0.7
Westmeath	369	2.4
Wexford	100	0.7
Wicklow	444	2.9
Total	15185	100

Data source: CIDR as of 20/04/2020 9:30

Table 4: Number of confirmed COVID-19 cases notified to midnight April 18th 2020 by transmission classification, Ireland

Transmission classification*	Number of cases	%
Community transmission	2,346	15.4
Possible community transmission	4,460	29.4
Local transmission	3,482	22.9
Possible local transmission	244	1.6
Travel abroad	340	2.2
Possible travel abroad	161	1.1
Unknown	4,152	27.3
Total	15,185	100

*Transmission classification is based on country of infection and enhanced exposure data (international travel; close contact of a case) recorded in CIDR. The World Health Organization's (WHO) Definition of transmission classification is outlined in Appendix 1.

Data source: CIDR as of 20/04/2020 9:30

Note: Data are provisional

Table 5: Number of confirmed cases of COVID-19 notified to midnight April 18th 2020 by age group and hospital, ICU and vital status, Ireland

Age group (years)	Number of cases (n)	Cases hospitalised (n)	Cases hospitalised (%)	Cases admitted to ICU (n)	Cases admitted to ICU (%)	Number of cases that died (n)	Cases that died (%)
<5	84	13	0.6	0	0.0	0	0.0
5 - 14	161	7	0.3	1	0.3	0	0.0
15-24	1000	50	2.2	6	2.0	1	0.2
25-34	2557	143	6.3	10	3.3	3	0.5
35-44	2744	188	8.3	25	8.2	9	1.4
45-54	2943	322	14.2	69	22.5	15	2.3
55-64	2184	349	15.4	87	28.4	29	4.5
65+	3488	1198	52.7	108	35.3	585	91.1
Unknown	24	2	0.1	0	0.0	0	0.0
Total	15,185	2,272	100	306	100	642	100

Data source: CIDR as of 20/04/2020 9:30

Of the 15,185 laboratory confirmed cases of COVID-19, 642 had died, giving a case fatality rate of 4.2%. Of the patients who were hospitalised, 13% were admitted to ICU.

Table 6: Number of confirmed cases of COVID-19 notified to midnight April 18th 2020 in healthcare workers by HSE-area and travel status

HSE area	Foreign travel	No foreign travel	Not specified	Total
HSE East	78	2266	112	2456
HSE Midlands	7	169	66	242
HSE Mid-West	15	75	99	189
HSE North-East	5	20	354	379
HSE North-West	8	71	76	155
HSE South-East	5	3	166	174
HSE South	19	106	108	233
HSE West	7	86	88	181
Total	144	2796	1069	4009

Data source: CIDR as of 20/04/2020 9:30

Of the 4,009 cases who were healthcare workers, 70% had no history of foreign travel in the 14 days prior to onset of symptoms.

Note: Data are provisional

Table 7: Number of clusters/outbreaks of COVID-19 notified to midnight April 18th 2020 by location and HSE-area

Outbreak Location	E	M	MW	NE	NW	SE	S	W	Total	%
Nursing home	88	8	7	28	3	2	3	29	168	35.1
Residential institution	48	9	2	4	1	2	7	3	76	15.9
Hospital	41	2	1	11	2	2	9	3	71	14.9
Private house	2	6	5	9	5	8	8	20	63	13.2
Comm. Hosp/Long-stay unit	4	8			2	1	5	2	22	4.6
Travel related		3	4	4	2	1	5	2	21	4.4
Workplace	3	2	1			4	5	1	16	3.3
Extended family	2		1		2	3	2	1	11	2.3
Community outbreak	4	1	1	1			1		8	1.7
Hotel	1						2		3	0.6
Public house		2					1		3	0.6
Other	2	1	2	1		1	5	2	14	2.9
Not Specified	2								2	0.4
Total	197	42	24	58	17	24	53	63	478	100

Data source: CIDR as of 20/04/2020 9:30

Acknowledgements

Sincere thanks are extended to all those who participated in the collection and reporting of data used in this report. This includes the notifying clinicians and staff in laboratories and Departments of Public Health.

Report prepared by Epi Team, HPSC

Appendix 1: World Health Organization's (WHO) Definition of transmission classification

WHO definition of transmission classification is specified below:

- Community transmission is evidenced by the inability to relate confirmed cases through chains of transmission for a large number of cases, or by increasing positive tests through routine screening of sentinel samples.
- Local transmission indicates locations where the source of infection is within the reporting location.
- Imported cases only indicate locations where all cases have been acquired outside the location of reporting.

Unknown: Transmission is classified as 'unknown' due to incomplete data on CIDR.