



## Epidemiology of COVID-19 in Ireland - 14 day report

Report prepared by HPSC on 08/09/2021

Reporting from the Computerised Infectious Disease Reporting (CIDR) recommenced on 02/09/2021. See link below for further details:

<https://www.hpsc.ie/a-z/respiratory/coronavirus/novelcoronavirus/surveillance/recommencementofreportingfromcidr/>

Summary characteristics of confirmed COVID-19 cases notified in Ireland from 25/08/2021 up to midnight on 07/09/2021

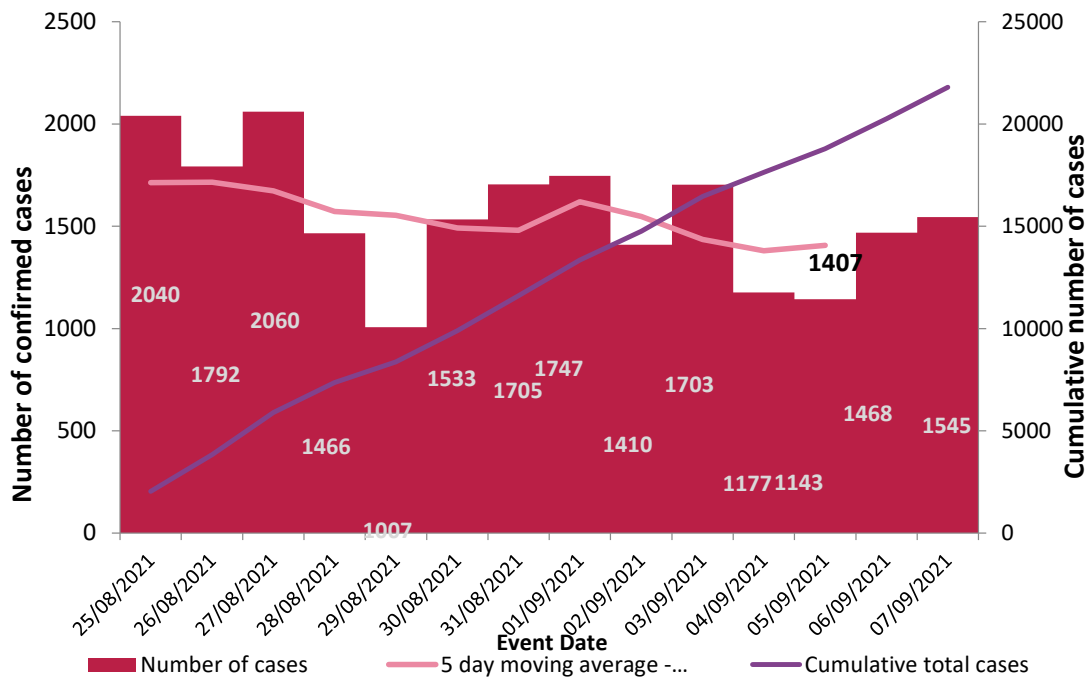
	Number	Percent
Total number of confirmed cases	21,796	
National incidence of confirmed cases per 100,000 population	457.7	
Number of cases hospitalised*	336	1.54
Number of cases admitted to ICU*	22	0.10
Males	10,771	49.4
Females	10,986	50.4
M:F ratio	0.98	
Median age (years)	27	
Mean age (years)	31	
Age range (years)	0-101	

Note: This report will not include data on enhanced surveillance information such as most likely source of transmission and travel. These will now be reported on a weekly basis.

\* The number of cases hospitalised and admitted to ICU described in the above table relate only to COVID-19 cases who were notified during this reporting period, and where the outcome is known at the time of reporting. It does not reflect all hospitalisations and ICU admissions related to COVID-19 which occurred during the period covered by the report. It also does not reflect the final number of cases hospitalised or admitted to ICU for these cases notified during this period as the outcome may not yet have occurred, or is yet to be notified.

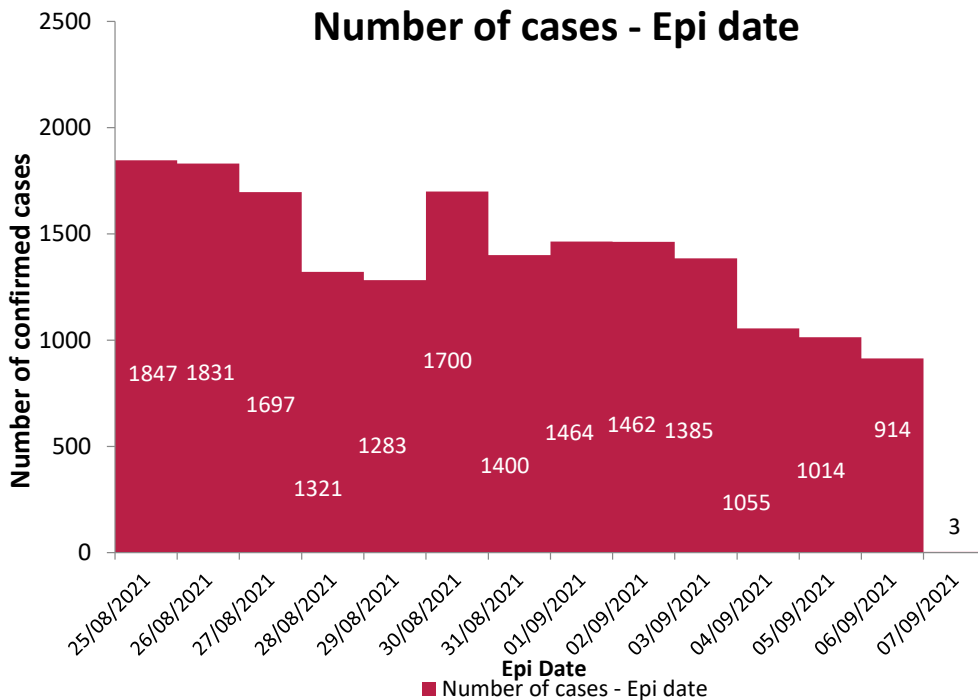
On 14 May 2021 the HSE suffered a major cyber-attack on its IT systems. While HSE-HPSC and CIDR were not directly compromised by the cyber-attack, our surveillance partners (Departments of Public Health, laboratories, and others) were. As an interim measure after the cyber-attack, the reported daily number of COVID-19 cases was based on data uploaded to the HSE-CovidCare Tracker (CCT). The data extracted from CCT did not represent notified cases and had not undergone the extent of data validation which is undertaken by Departments of Public Health and HPSC. For this reason, the number of cases reported from CIDR for period affected by the cyber-attack (14th May-1st September) will differ from that previously reported based on CCT data.

**Note: Data were extracted from Computerised Infectious Disease Reporting (CIDR) system at 09:00 on 08/09/2021 and are provisional and subject to ongoing review, validation and update. As a result, figures in this report may differ from previously published figures.**



**Figure 1a. Daily number and cumulative number of confirmed cases of COVID-19, and 5-day moving average, by notification date (n=21796)**

\*Please note that due to recent reinstatement of reporting of COVID case numbers from CIDR, case counts may differ from prior reports- please follow link on cover for more details

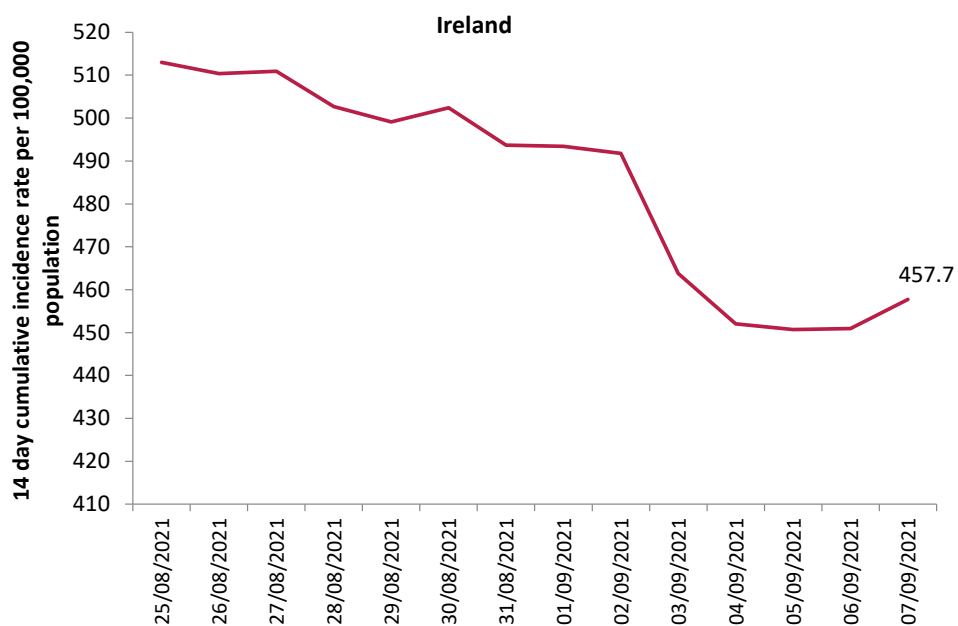


**Figure 1b. Daily number of confirmed cases of COVID-19, by epidemiological date\***

\*Epidemiological date is based on the earliest of dates available on the case and taken from date of onset of symptoms, date of diagnosis, laboratory specimen collection date, laboratory received date, laboratory reported date or event creation date/notification date on CIDR.

**Table 1: Age and sex of characteristics of confirmed COVID-19 cases notified in Ireland from 25/08/2021 up to midnight on 07/09/2021**

Characteristic		Number of cases	Percent
<b>Total number of confirmed cases</b>		21,796	<b>100</b>
<b>Sex</b>	Male	10,771	49.4
	Female	10,986	50.4
	Unknown	39	0.2
<b>Age</b>	Median age (years)	27	
	Mean age (years)	31	
	Age range (years)	0-101	
	0-4 yrs	1409	6.5
	5-12 yrs	3173	14.6
	13-18 yrs	2647	12.1
	19-24 yrs	2825	13.0
	25-34 yrs	3201	14.7
	35-44 yrs	3063	14.1
	45-54 yrs	2334	10.7
	55-64 yrs	1433	6.6
	65-74 yrs	940	4.3
	75-84 yrs	490	2.2
	85+ yrs	281	1.3
	Unknown	0	
	Total	21,796	

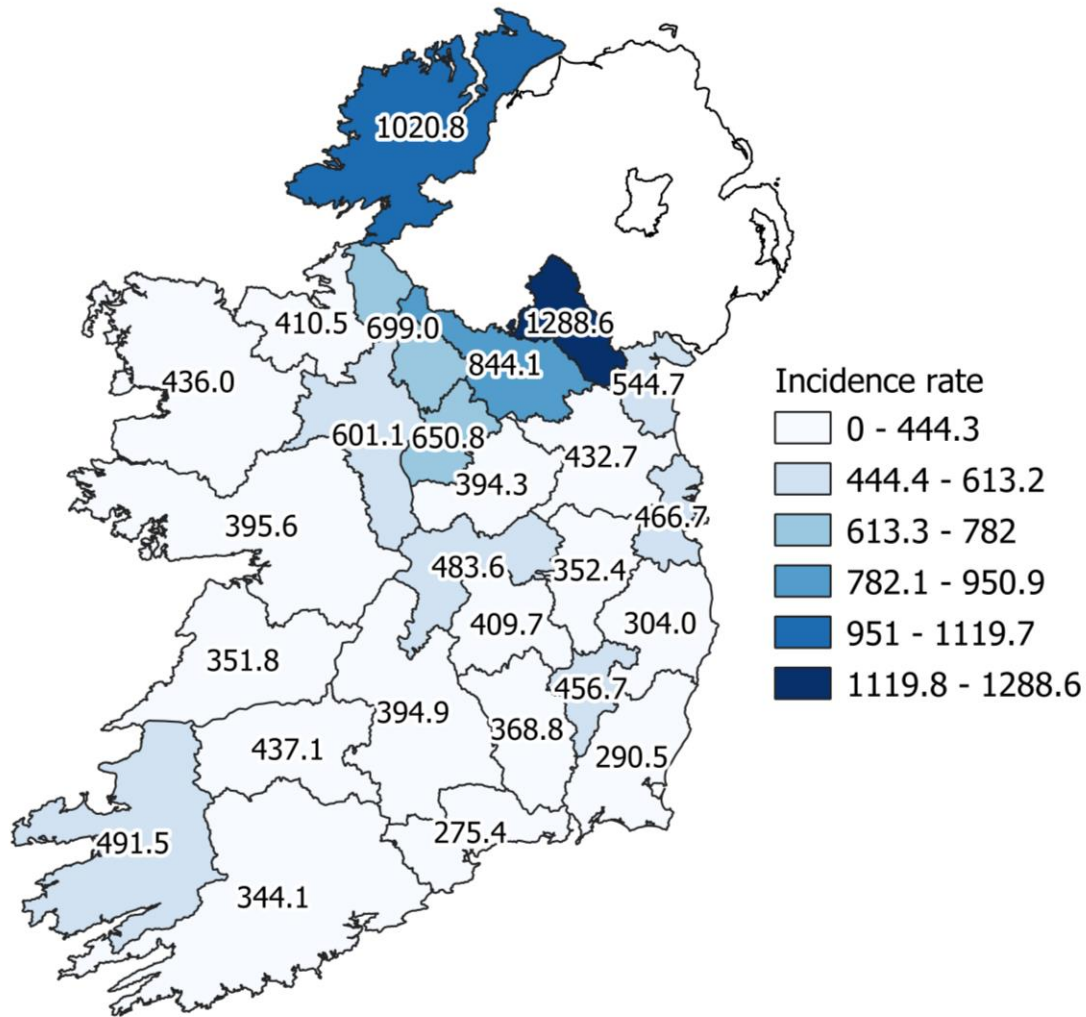


**Figure 2: 14 day cumulative incidence rates per 100,000 population of confirmed cases of COVID-19 by notification date in Ireland from 25/08/2021 up to midnight on 07/09/2021**

\*14 day incidence rates per 100,000 populations of confirmed cases of COVID-19 for individual counties can be found in appendix 1 of this report

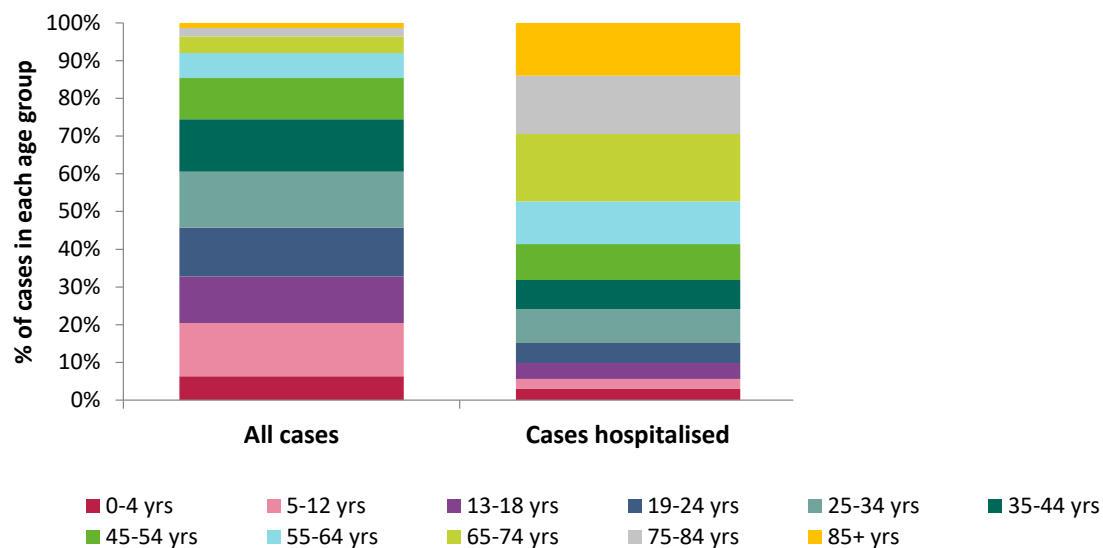
**Table 2: Number of confirmed COVID-19 cases by county notified in Ireland from 25/08/2021 up to midnight on 07/09/2021, 7 day numbers are reported from 01/09/2021 up to midnight on 07/09/2021**

County	Number of confirmed cases in last 7 days	7-day Incidence per 100,000 population	Number of confirmed cases in last 14 days	14-day Incidence per 100,000 population	7 day incidence rate as a percentage of 14 day rate	5 day moving average of confirmed cases (28/08/2021 - 01/09/2021)
Monaghan	315	513.1	791	1288.6	39.82	42
Donegal	683	429.0	1625	1020.8	42.03	87
Cavan	283	371.5	643	844.1	44.01	37
Roscommon	192	297.5	388	601.1	49.48	28
Longford	118	288.7	266	650.8	44.36	17
Leitrim	92	287.1	224	699.0	41.07	10
Laois	233	275.1	347	409.7	67.15	32
Louth	347	269.2	702	544.7	49.43	49
Dublin	3,279	243.4	6288	466.7	52.15	451
Offaly	185	237.3	377	483.6	49.07	29
Mayo	287	219.9	569	436.0	50.44	35
Carlow	125	219.6	260	456.7	48.08	21
Meath	411	210.7	844	432.7	48.70	65
Westmeath	175	197.1	350	394.3	50.00	26
Clare	225	189.4	418	351.8	53.83	32
Limerick	367	188.3	852	437.1	43.08	47
Kerry	278	188.2	726	491.5	38.29	42
Kildare	392	176.2	784	352.4	50.00	54
Tipperary	262	164.2	630	394.9	41.59	42
Galway	395	153.1	1021	395.6	38.69	48
Kilkenny	144	145.1	366	368.8	39.34	23
Cork	786	144.8	1868	344.1	42.08	101
Wicklow	204	143.2	433	304.0	47.11	27
Waterford	155	133.4	320	275.4	48.44	25
Sligo	85	129.7	269	410.5	31.60	11
Wexford	175	116.9	435	290.5	40.23	26
Unknown/Other						
<b>Total</b>	<b>10,193</b>	<b>214.1</b>	<b>21796</b>	<b>457.7</b>	<b>46.77</b>	<b>1407</b>



**Figure 3: Cumulative incidence rates of confirmed COVID-19 cases per 100,000 population by county notified in Ireland between 25/08/2021 up to midnight on 07/09/2021**

*Please do not directly compare county shades to previous maps. The categories listed will change as the number of cases change, which may result in changes to the map shading.*



**Figure 4: Percentage of confirmed cases of COVID-19 notified in Ireland from 25/08/2021 up to midnight on 07/09/2021, in each age group, all cases, cases admitted to hospital and cases admitted to ICU\***

**Table 3: Cumulative number of confirmed cases of COVID-19 notified in Ireland from 25/08/2021 up to midnight on 07/09/2021, by age group, hospitalisation and ICU admission\***

Age Group (years)	Number of cases (n)	Number of cases (%)	Cases hospitalised (n)	Cases hospitalised (%)	Cases admitted to ICU (n)	Cases admitted to ICU (%)
0-4 yrs	1366	6.4	10	3.0	<5	-
5-12 yrs	3021	14.1	9	2.7	<5	-
13-18 yrs	2644	12.3	14	4.2	<5	-
19-24 yrs	2794	13.0	18	5.4	<5	-
25-34 yrs	3178	14.8	30	8.9	<5	-
35-44 yrs	2986	13.9	26	7.7	<5	-
45-54 yrs	2339	10.9	32	9.5	<5	-
55-64 yrs	1430	6.7	38	11.3	<5	-
65-74 yrs	936	4.4	60	17.9	<5	-
75-84 yrs	490	2.3	52	15.5	<5	-
85+ yrs	288	1.3	47	14.0	<5	-
Unknown	0	0.0	0	0.0	0	0.0
<b>Total</b>	<b>21472</b>	<b>100</b>	<b>336</b>	<b>100</b>	<b>22</b>	<b>100</b>

\* The number of cases hospitalised and admitted to ICU described in the above table and figure relate only to COVID-19 cases who were notified during this reporting period, and where the outcome is known at the time of reporting. It does not reflect all hospitalisations and ICU admissions related to COVID-19 which occurred during the period covered by the report. It also does not reflect the final number of cases hospitalised or admitted to ICU for these cases notified during this period as the outcome may not yet have occurred, or is yet to be notified.

**Table 4: Daily number of confirmed COVID-19 cases notified in Ireland from 25/08/2021 up to midnight on 07/09/2021**

Date	Number of confirmed cases
25/08/2021	2040
26/08/2021	1792
27/08/2021	2060
28/08/2021	1466
29/08/2021	1007
30/08/2021	1533
31/08/2021	1705
01/09/2021	1747
02/09/2021	1410
03/09/2021	1703
04/09/2021	1177
05/09/2021	1143
06/09/2021	1468
07/09/2021	1545
<b>Total</b>	<b>21,796</b>

\*Please note that due to recent reinstatement of reporting of COVID case numbers from CIDR, case counts may differ from prior reports- please follow link on cover for more details



## **Acknowledgements**

Sincere thanks are extended to all those who are participating in the collection of data and reporting of data used in these reports. This includes the HSE COVID-19 Contact Management Programme (CMP), staff in ICU units, notifying clinicians, laboratory staff, public health doctors, nurses, surveillance scientists, microbiologists and administrative staff.

**Report prepared by COVID-19 Epidemiology Team, HPSC**

## Technical Notes

### 1. Data Source

Data are based on statutory notifications and were extracted from Computerised Infectious Disease Reporting (CIDR) system. Data are provisional and subject to ongoing review, validation and update. As a result, figures in this report may differ from previously published figures.

### 2. Population data

Population data were taken from Census 2016. Data were aggregated into the following age groups for the analysis: 0-4 years, 5-12 years, 13-18 years, 19-24 years, 25-34 years, 35-44 years, 45-54 years, 55-64 years, 65-74 years, 75-84 years and  $\geq 85$  years.

### 3. Epidemiological date

The epi-date is the epidemiological date for a case. It is based on the earliest of dates available on the case and taken from date of onset of symptoms, date of diagnosis, laboratory specimen collection date, laboratory received date, laboratory reported date or event creation date/notification date on CIDR. By using this date rather than event creation/ notification date, adjusts for any delays in testing/notification.

### 4. Return to reporting from CIDR

Reporting from the Computerised Infectious Disease Reporting (CIDR) recommenced on 02/09/2021. See link below for further details:

<https://www.hpsc.ie/a-z/respiratory/coronavirus/novelcoronavirus/surveillance/recommencementofreportingfromcidr/>

## Appendix 1

**Figure A. 14 day cumulative incidence rates per 100,000 population of confirmed cases of COVID-19 by county (25/08/2021 to 07/09/2021)**



