



Epidemiology of COVID-19 in Ireland - 14 day report

Report prepared by HPSC on 15/09/2021

Reporting from the Computerised Infectious Disease Reporting (CIDR) recommenced on 02/09/2021. See link below for further details:

<https://www.hpsc.ie/a-z/respiratory/coronavirus/novelcoronavirus/surveillance/recommencementofreportingfromcidr/>

Summary characteristics of confirmed COVID-19 cases notified in Ireland from 01/09/2021 up to midnight on 14/09/2021

	Number	Percent
Total number of confirmed cases	19,155	
National incidence of confirmed cases per 100,000 population	402.3	
Number of cases hospitalised*	316	1.65
Number of cases admitted to ICU*	25	0.13
Males	9,503	49.6
Females	9,625	50.2
M:F ratio	0.99	
Median age (years)	26	
Mean age (years)	30	
Age range (years)	1-103	

Note: This report will not include data on enhanced surveillance information such as most likely source of transmission and travel. These will now be reported on a weekly basis.

* The number of cases hospitalised and admitted to ICU described in the above table relate only to COVID-19 cases who were notified during this reporting period, and where the outcome is known at the time of reporting. It does not reflect all hospitalisations and ICU admissions related to COVID-19 which occurred during the period covered by the report. It also does not reflect the final number of cases hospitalised or admitted to ICU for these cases notified during this period as the outcome may not yet have occurred, or is yet to be notified.

On 14 May 2021 the HSE suffered a major cyber-attack on its IT systems. While HSE-HPSC and CIDR were not directly compromised by the cyber-attack, our surveillance partners (Departments of Public Health, laboratories, and others) were. As an interim measure after the cyber-attack, the reported daily number of COVID-19 cases was based on data uploaded to the HSE-CovidCare Tracker (CCT). The data extracted from CCT did not represent notified cases and had not undergone the extent of data validation which is undertaken by Departments of Public Health and HPSC. For this reason, the number of cases reported from CIDR for period affected by the cyber-attack (14th May-1st September) will differ from that previously reported based on CCT data.

Note: Data were extracted from Computerised Infectious Disease Reporting (CIDR) system at 09:00 on 15/09/2021 and are provisional and subject to ongoing review, validation and update. As a result, figures in this report may differ from previously published figures.

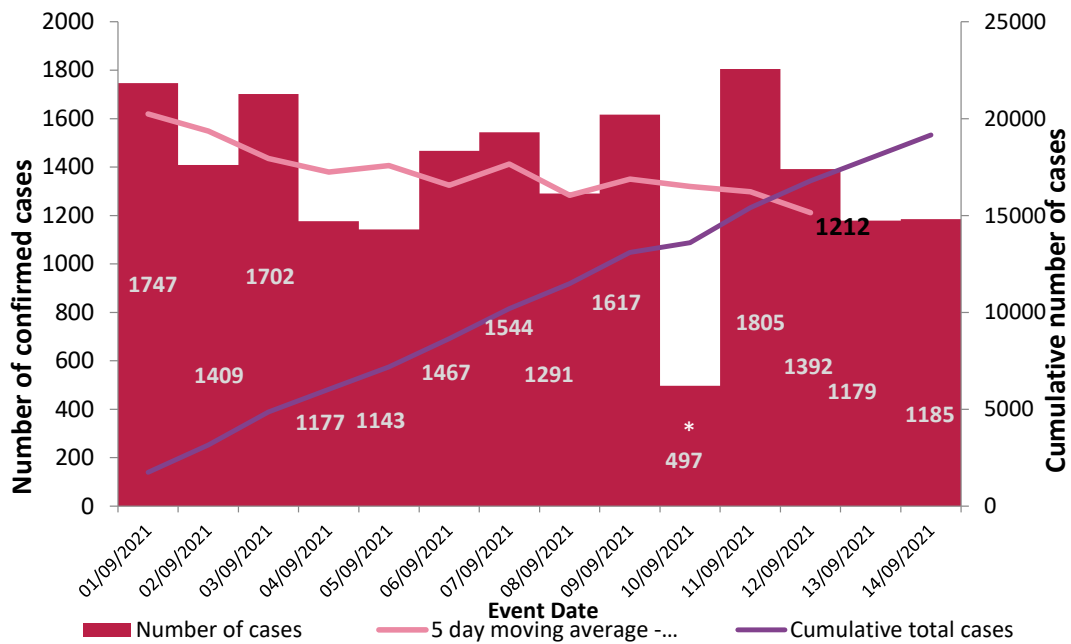


Figure 1a. Daily number and cumulative number of confirmed cases of COVID-19, and 5-day moving average, by notification date (n=19155)

* Due to an IT issue causing a delay in reporting, the number of COVID-19 cases notified on the 10/09/2021 is reduced, the case numbers in the days following (11-13th Sept) are inflated, when data are presented by notification date. Due to this IT issue, daily case numbers reported over the weekend were reported from CCT data.

Please note that due to recent reinstatement of reporting of COVID case numbers from CIDR, case counts may differ from prior reports- please follow link on cover for more details

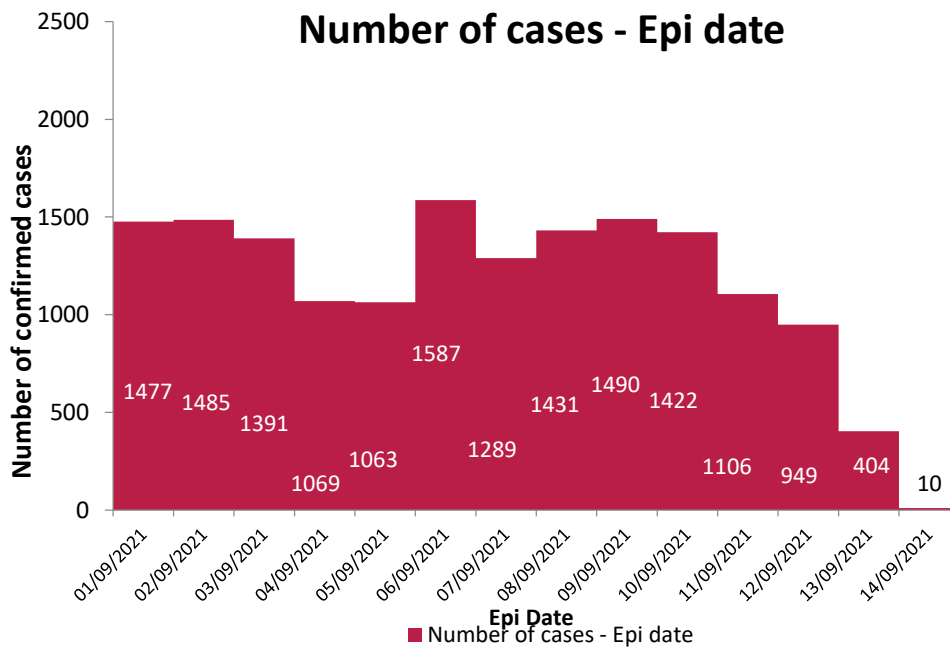


Figure 1b. Daily number of confirmed cases of COVID-19, by epidemiological date*

*Epidemiological date is based on the earliest of dates available on the case and taken from date of onset of symptoms, date of diagnosis, laboratory specimen collection date, laboratory received date, laboratory reported date or event creation date/notification date on CIDR.

Table 1: Age and sex of characteristics of confirmed COVID-19 cases notified in Ireland from 01/09/2021 up to midnight on 14/09/2021

Characteristic		Number of cases	Percent
Total number of confirmed cases		19,155	100
Sex	Male	9,503	49.6
	Female	9,625	50.2
	Unknown	27	0.1
Age	Median age (years)	26	
	Mean age (years)	30	
	Age range (years)	1-103	
	0-4 yrs	1344	7.0
	5-12 yrs	3658	19.1
	13-18 yrs	2048	10.7
	19-24 yrs	2163	11.3
	25-34 yrs	2586	13.5
	35-44 yrs	2777	14.5
	45-54 yrs	1958	10.2
	55-64 yrs	1177	6.1
	65-74 yrs	788	4.1
	75-84 yrs	439	2.3
	85+ yrs	217	1.1
	Unknown	0	
	Total	19,155	

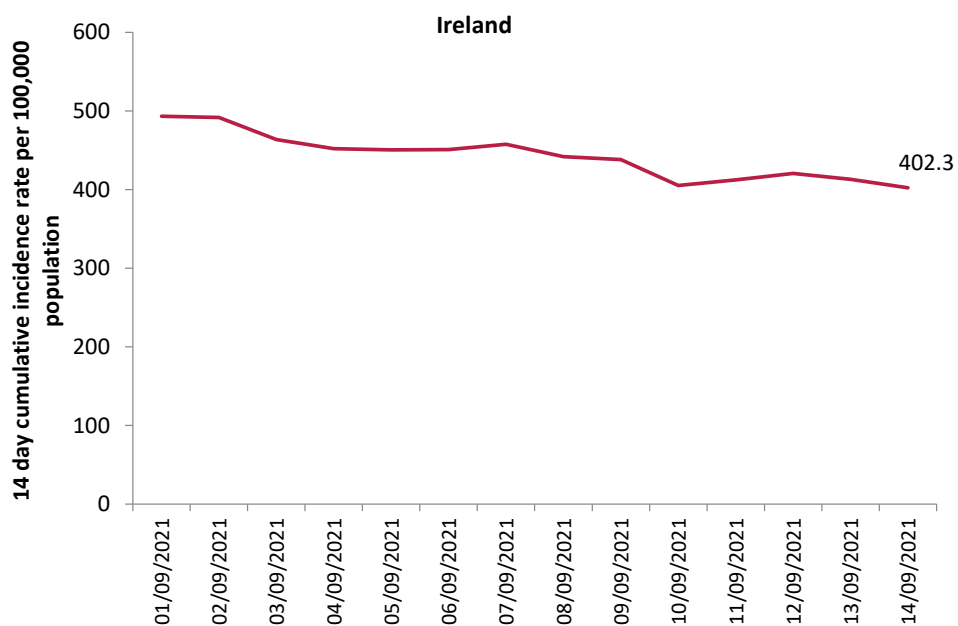


Figure 2: 14 day cumulative incidence rates per 100,000 population of confirmed cases of COVID-19 by notification date in Ireland from 01/09/2021 up to midnight on 14/09/2021

*14 day incidence rates per 100,000 populations of confirmed cases of COVID-19 for individual counties can be found in appendix 1 of this report

Table 2: Number of confirmed COVID-19 cases by county notified in Ireland from 01/09/2021 up to midnight on 14/09/2021, 7 day numbers are reported from 08/09/2021 up to midnight on 14/09/2021

County	Number of confirmed cases in last 7 days	7-day Incidence per 100,000 population	Number of confirmed cases in last 14 days	14-day Incidence per 100,000 population	7 day incidence rate as a percentage of 14 day rate	5 day moving average of confirmed cases (10/08/2021 - 14/09/2021)
Monaghan	280	456.1	597	972.5	46.90	39
Donegal	615	386.3	1297	814.7	47.42	74
Carlow	178	312.7	304	534.0	58.55	24
Louth	392	304.1	744	577.3	52.69	62
Laois	204	240.9	436	514.8	46.79	27
Longford	97	237.3	210	513.8	46.19	13
Leitrim	71	221.6	166	518.0	42.77	10
Limerick	408	209.3	764	392.0	53.40	58
Dublin	2,769	205.5	6037	448.1	45.87	371
Mayo	267	204.6	559	428.3	47.76	33
Offaly	154	197.5	338	433.6	45.56	18
Cavan	142	186.4	430	564.5	33.02	19
Meath	336	172.3	758	388.6	44.33	50
Roscommon	111	172.0	306	474.1	36.27	15
Kerry	245	165.9	516	349.3	47.48	32
Kilkenny	163	164.3	307	309.4	53.09	22
Sligo	107	163.3	190	289.9	56.32	13
Galway	415	160.8	807	312.7	51.43	50
Westmeath	140	157.7	296	333.4	47.30	19
Kildare	342	153.7	741	333.0	46.15	49
Waterford	163	140.3	318	273.7	51.26	24
Tipperary	217	136.0	479	300.2	45.30	30
Cork	721	132.8	1509	278.0	47.78	101
Clare	155	130.5	387	325.7	40.05	18
Wexford	179	119.6	354	236.4	50.56	27
Wicklow	95	66.7	305	214.1	31.15	14
Unknown/Other						
Total	8,966	188.3	19155	402.3	46.81	1212

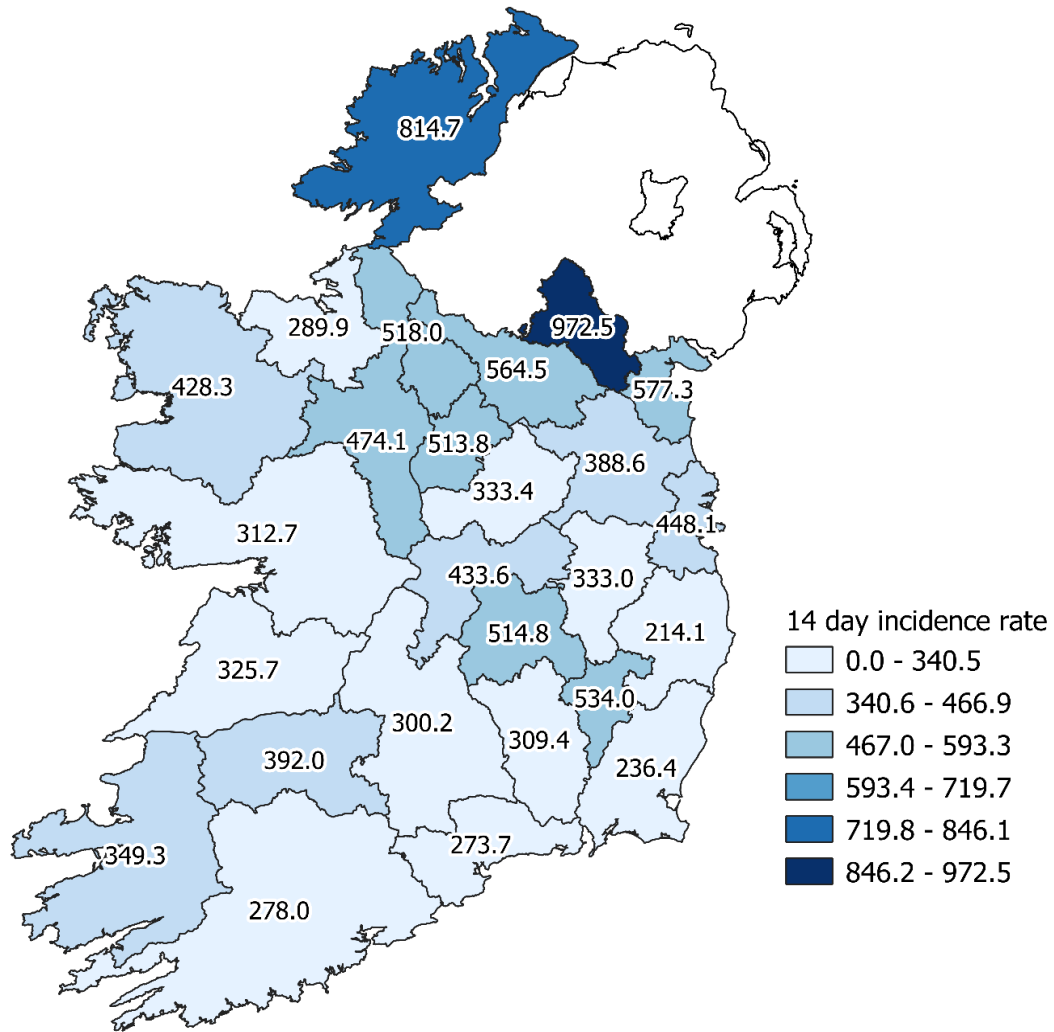


Figure 3: Cumulative incidence rates of confirmed COVID-19 cases per 100,000 population by county notified in Ireland between 01/09/2021 up to midnight on 14/09/2021

Please do not directly compare county shades to previous maps. The categories listed will change as the number of cases change, which may result in changes to the map shading.

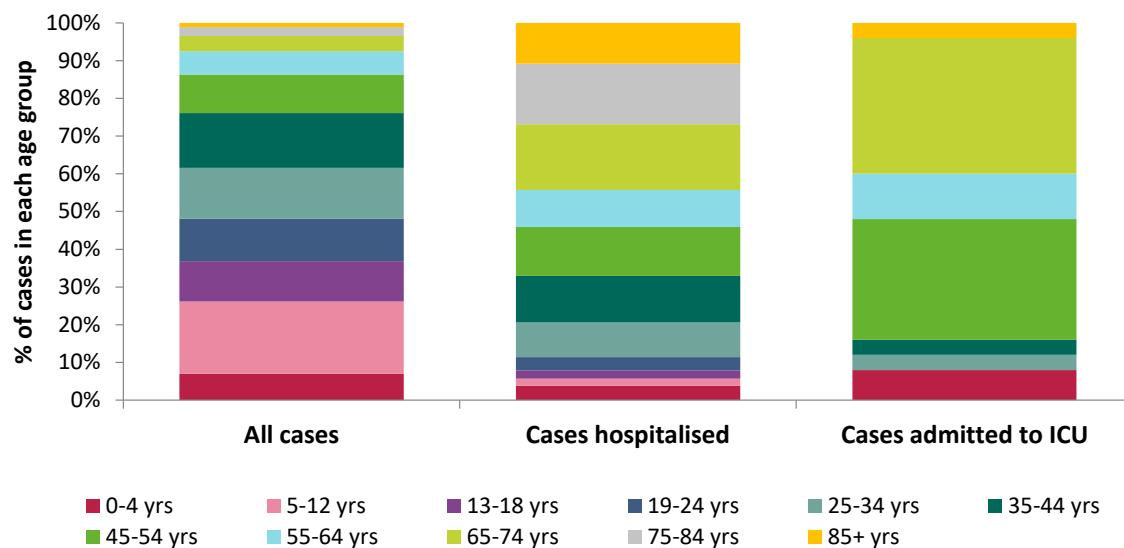


Figure 4: Percentage of confirmed cases of COVID-19 notified in Ireland from 01/09/2021 up to midnight on 14/09/2021, in each age group, all cases, cases admitted to hospital and cases admitted to ICU*

Table 3: Cumulative number of confirmed cases of COVID-19 notified in Ireland from 01/09/2021 up to midnight on 14/09/2021, by age group, hospitalisation and ICU admission*

Age Group (years)	Number of cases (n)	Number of cases (%)	Cases hospitalised (n)	Cases hospitalised (%)	Cases admitted to ICU (n)	Cases admitted to ICU (%)
0-4 yrs	1344	7.0	12	3.8	<5	-
5-12 yrs	3658	19.1	6	1.9	0	0.0
13-18 yrs	2048	10.7	7	2.2	0	0.0
19-24 yrs	2163	11.3	11	3.5	0	0.0
25-34 yrs	2586	13.5	29	9.2	<5	-
35-44 yrs	2777	14.5	39	12.3	<5	-
45-54 yrs	1958	10.2	41	13.0	8	32.0
55-64 yrs	1177	6.1	31	9.8	<5	-
65-74 yrs	788	4.1	55	17.4	9	36.0
75-84 yrs	439	2.3	51	16.1	0	0.0
85+ yrs	217	1.1	34	10.8	<5	-
Unknown	0	0.0	0	0.0	0	0.0
Total	19155	100	316	100	25	100

* The number of cases hospitalised and admitted to ICU described in the above table and figure relate only to COVID-19 cases who were notified during this reporting period, and where the outcome is known at the time of reporting. It does not reflect all hospitalisations and ICU admissions related to COVID-19 which occurred during the period covered by the report. It also does not reflect the final number of cases hospitalised or admitted to ICU for these cases notified during this period as the outcome may not yet have occurred, or is yet to be notified.

Table 4: Daily number of confirmed COVID-19 cases notified in Ireland from 01/09/2021 up to midnight on 14/09/2021

Date	Number of confirmed cases
01/09/2021	1747
02/09/2021	1409
03/09/2021	1702
04/09/2021	1177
05/09/2021	1143
06/09/2021	1467
07/09/2021	1544
08/09/2021	1291
09/09/2021	1617
10/09/2021	497 *
11/09/2021	1805
12/09/2021	1392
13/09/2021	1179
14/09/2021	1185
Total	19,155

* Due to an IT issue causing a delay in reporting, the number of COVID-19 cases notified on the 10/09/2021 is reduced, the case numbers in the days following (11-13th Sept) are inflated, when data are presented by notification date. Due to this IT issue, daily case numbers reported over the weekend were reported from CCT data.

Please note that due to recent reinstatement of reporting of COVID case numbers from CIDR, case counts may differ from prior reports- please follow link on cover for more details

Acknowledgements

Sincere thanks are extended to all those who are participating in the collection of data and reporting of data used in these reports. This includes the HSE COVID-19 Contact Management Programme (CMP), staff in ICU units, notifying clinicians, laboratory staff, public health doctors, nurses, surveillance scientists, microbiologists and administrative staff.

Report prepared by COVID-19 Epidemiology Team, HPSC

Technical Notes

1. Data Source

Data are based on statutory notifications and were extracted from Computerised Infectious Disease Reporting (CIDR) system. Data are provisional and subject to ongoing review, validation and update. As a result, figures in this report may differ from previously published figures.

2. Population data

Population data were taken from Census 2016. Data were aggregated into the following age groups for the analysis: 0-4 years, 5-12 years, 13-18 years, 19-24 years, 25-34 years, 35-44 years, 45-54 years, 55-64 years, 65-74 years, 75-84 years and ≥ 85 years.

3. Epidemiological date

The epi-date is the epidemiological date for a case. It is based on the earliest of dates available on the case and taken from date of onset of symptoms, date of diagnosis, laboratory specimen collection date, laboratory received date, laboratory reported date or event creation date/notification date on CIDR. By using this date rather than event creation/ notification date, adjusts for any delays in testing/notification.

4. Return to reporting from CIDR

Reporting from the Computerised Infectious Disease Reporting (CIDR) recommenced on 02/09/2021. See link below for further details:

<https://www.hpsc.ie/a-z/respiratory/coronavirus/novelcoronavirus/surveillance/recommencementofreportingfromcidr/>

Appendix 1

Figure A. 14 day cumulative incidence rates per 100,000 population of confirmed cases of COVID-19 by county (01/09/2021 to 14/09/2021)



