

Effects of M dwarf magnetic fields on potentially habitable planets

A. A. Vidotto¹, M. Jardine¹, J. Morin², J.-F. Donati³, P. Lang¹, and A. J. B. Russell⁴

¹ SUPA, School of Physics and Astronomy, University of St Andrews, North Haugh, KY16 9SS, St Andrews, UK
e-mail: Aline.Vidotto@st-andrews.ac.uk

² Institut für Astrophysik, Georg-August-Universität, Friedrich-Hund-Platz 1, 37077 Goettingen, Germany

³ Laboratoire d'Astrophysique, Observatoire Midi-Pyrénées, 14 Av. E. Belin, 31400 Toulouse, France

⁴ SUPA, School of Physics and Astronomy, University of Glasgow, University Avenue, G12 8QQ Glasgow, UK

Received 18 March 2013 / Accepted 17 June 2013

ABSTRACT

We investigate the effect of the magnetic fields of M dwarf (dM) stars on potentially habitable Earth-like planets. These fields can reduce the size of planetary magnetospheres to such an extent that a significant fraction of the planet's atmosphere may be exposed to erosion by the stellar wind. We used a sample of 15 active dM stars, for which surface magnetic-field maps were reconstructed, to determine the magnetic pressure at the planet orbit and hence the *largest* size of its magnetosphere, which would only be decreased by considering the stellar wind. Our method provides a fast means to assess which planets are most affected by the stellar magnetic field, which can be used as a first study to be followed by more sophisticated models. We show that hypothetical Earth-like planets with similar terrestrial magnetisation (~ 1 G) orbiting at the inner (outer) edge of the habitable zone of these stars would present magnetospheres that extend at most up to 6 (11.7) planetary radii. To be able to sustain an Earth-sized magnetosphere, with the exception of only a few cases, the terrestrial planet would either (1) need to orbit significantly farther out than the traditional limits of the habitable zone; or else, (2) if it were orbiting within the habitable zone, it would require at least a magnetic field ranging from a few G to up to a few thousand G. By assuming a magnetospheric size that is more appropriate for the young-Earth (3.4 Gyr ago), the required planetary magnetic fields are one order of magnitude weaker. However, in this case, the polar-cap area of the planet, which is unprotected from transport of particles to/from interplanetary space, is twice as large. At present, we do not know how small the smallest area of the planetary surface is that could be exposed and would still not affect the potential for formation and development of life in a planet. As the star becomes older and, therefore, its rotation rate and magnetic field reduce, the interplanetary magnetic pressure decreases and the magnetosphere of planets probably expands. Using an empirically derived rotation-activity/magnetism relation, we provide an analytical expression for estimating the shortest stellar rotation period for which an Earth-analogue in the habitable zone could sustain an Earth-sized magnetosphere. We find that the required rotation rate of the early- and mid-dM stars (with periods ≥ 37 –202 days) is slower than the solar one, and even slower for the late-dM stars (≥ 63 –263 days). Planets orbiting in the habitable zone of dM stars that rotate faster than this have smaller magnetospheric sizes than that of the Earth magnetosphere. Because many late-dM stars are fast rotators, conditions for terrestrial planets to harbour Earth-sized magnetospheres are more easily achieved for planets orbiting slowly rotating early- and mid-dM stars.

Key words. planets and satellites: magnetic fields – planet-star interactions – stars: low-mass – stars: magnetic field

1. Introduction

M dwarf (dM) stars have been the prime targets for terrestrial-planet searches for two reasons: (1) because they are inherently low-luminosity objects, they provide a good contrast to detect smaller-radius planets in transit searches and (2) because they are low-mass objects, the reflex motion induced by a terrestrial planet is within reach of current spectrograph sensitivities in radial velocity searches. Another interesting aspect of dM stars is that the region where life could potentially develop (the habitable zone, HZ) is located significantly closer to dM stars than it is for solar-type stars (Kasting et al. 1993; Selsis et al. 2007). Based on incident stellar flux arguments, a terrestrial planet orbiting inside this region should be able to retain liquid water at its surface. The combination of a HZ that is closer to the star and the technologies currently adopted in exoplanet searches make dM stars the prime targets for detecting terrestrial planets in the potentially life-bearing region around the star.

However, in addition to the retention of liquid water, other factors may be important in assessing the potential for a planet to harbour life (see comprehensive reviews by Scalo et al. 2007; Tarter et al. 2007; Lammer et al. 2009, and references therein).

For example, there has been a great deal of work spent in investigating how planets orbiting dM stars may be affected by stellar ejecta. Khodachenko et al. (2007) and Lammer et al. (2007) investigated how coronal mass ejections (CMEs) might affect potentially habitable planets, while Grießmeier et al. (2005, 2009) focused on the impact of stellar (and galactic) cosmic rays on such planets. These works suggested that because particle (as well as X-ray and extreme-ultraviolet radiation, Lammer et al. 2007) exposure can strongly impact the atmospheres of terrestrial-type planets in these HZs, the HZ extent might be narrower than the traditional definition. Quiescent stellar outflows can also be harmful for the creation and development of life, because a strong stellar wind alone can erode an unprotected planetary atmosphere on a short time scale (Zendejas et al. 2010). Vidotto et al. (2011b) showed that fast-rotating dM stars may host winds that are considerably different from the solar wind, and that when such winds interact with a planet orbiting in the HZ, erosion of the planet atmosphere is expected unless the planet is protected by a more intense magnetic field than that of the Earth. The presence of a relatively strong planetary magnetic field is, therefore, very likely to play a significant role in planetary habitability.

Theoretically, the efficiency of a planetary dynamo is related to its interior structure: it should possess an electrically conducting region and a convective flow (e.g., [Stevenson 2003](#)). Contrary to past beliefs, recent studies indicate that the planetary field strength is independent of rotation rate, which instead plays a role in the geometry of the generated magnetic field (dipolar or multipolar). Numerical simulations have shown that the fraction of dipolar field depends on the local Rossby number¹, Ro_l , where for $Ro_l \lesssim 0.1$, the planet is believed to be in the dipolar-dominated regime (e.g., [Christensen & Aubert 2006](#)). Because Ro_l is almost linearly proportional to the planetary rotation period², a tidally locked Earth-like planet in the HZ of dM stars would probably have $Ro_l > 1$ and, therefore, a weak dipolar field ([Zuluaga & Cuartas 2012](#)). In that case, these planets would lack a protective magnetic field, potentially losing a significant fraction of their atmospheres ([Zuluaga et al. 2013](#)).

The magnetic field is a quantity that has not yet been directly observed on extrasolar planets, in spite of many attempts to detect planetary radio emission (e.g., [Bastian et al. 2000](#); [Lazio et al. 2004](#); [Hallinan et al. 2013](#); [Lecavelier des Etangs et al. 2013](#)). If confirmed, the technique proposed by [Vidotto et al. \(2010a\)](#), based on near-UV transit observations, should provide a useful tool in determining planetary magnetic field intensities for hot-Jupiter transiting systems, but may be more limited in the case of terrestrial planets orbiting dM stars ([Vidotto et al. 2011c](#)).

In steady state, the extent of a planet's magnetosphere is determined by force balance at the boundary between the stellar coronal plasma and the planetary plasma, a method that has been used by the solar system community for several decades (e.g., [Chapman & Ferraro 1930](#)). For the planets in the solar system, this is often reduced to a pressure balance at the dayside, the most significant contribution to the external (stellar) wind pressure being the solar wind ram pressure (e.g. [Kivelson & Russell 1995](#)). However, for planets orbiting stars that are significantly more magnetised than the Sun or/and are located at close distances, the stellar magnetic pressure may play an important role in setting the magnetospheric limits ([Ip et al. 2004](#); [Zieger et al. 2006](#); [Lovelace et al. 2008](#); [Lanza 2009](#); [Vidotto et al. 2009, 2010b, 2012, 2011b](#); [Sternborg et al. 2011](#); [Khodachenko et al. 2012](#); [Buzasi 2013](#)). The extent of the magnetosphere of planets orbiting in the HZ of dM stars have been investigated by other authors (e.g. [Grießmeier et al. 2005, 2009](#); [Khodachenko et al. 2007](#); [Lammer et al. 2007](#); [Vidotto et al. 2011b,c](#)), but, to the best of our knowledge, a detailed analysis of the particular contribution of the stellar magnetic field remains to be made. Part of this limitation is justified by the fact that it was only recently that the large-scale magnetic field of dM stars was reconstructed for the first time ([Donati et al. 2006](#)). Since then, new observations showed that dM stars can harbour magnetic fields that are quite different from the solar one both in intensity and topology ([Donati et al. 2008](#); [Morin et al. 2008a,b, 2010](#); [Phan-Bao et al. 2009](#)). In particular, because of the close location of their HZ, planets orbiting in this region interact with significantly more intense interplanetary magnetic field than does the Earth.

In the present work, we quantitatively evaluate the sizes of planetary magnetospheres resulting from the pressure exerted by the intense stellar magnetic fields found around M-dwarf stars. Our approach only invokes a stellar magnetic field, neglecting effects such as dynamic pressures. We show in Sect. 2 that our approach provides a useful *upper* limit for magnetospheric sizes – magnetospheres will tend to be even smaller if the ram pressures of stellar winds and CMEs are accounted for. Our technique also has the advantage that it can be employed by anyone in the astronomical community, without requiring sophisticated magnetohydrodynamic numerical simulations. It provides, therefore, a fast means to assess which planets are most affected by the stellar magnetic field. Section 3 investigates the sizes of the magnetospheres of planets orbiting a sample of 15 active dM stars, for which surface magnetic field maps were reconstructed. Section 4 focuses on the weakly active dM stars. Our summary and final remarks are presented in Sect. 5.

2. Model

2.1. Interaction between the planet and the corona of its host star

The magnetosphere of a planet carves a hole in the stellar coronal plasma, because it deflects the coronal material around it. At a characteristic distance r_M from the planet centre (i.e., the characteristic magnetospheric size), pressure balance implies that the total pressure from the stellar plasma surrounding the planet $P_{\text{ext}}(R_{\text{orb}})$ balances the total pressure from the planetary plasma $P_{\text{pl}}(r_M)$, where R_{orb} is the orbital radius of the planet.

On the planetary side, pressures resulting from thermal motions, mass loss (atmospheric escape), and magnetic effects can all contribute to the pressure equilibrium. The Earth magnetosphere is located at $r_M \approx 10\text{--}15 R_{\oplus}$ ([Bagenal 1992](#)), where planetary thermal pressure can safely be neglected. The Earth also does not have a significant atmospheric escape (\lesssim a few kg/s, [Fahr & Szizgal 1983](#)). Mass loss from planets can be significant, however, especially for close-in gas giant planets orbiting solar-type stars (or hotter), as a consequence of high stellar irradiation ([Lecavelier des Etangs 2007](#); [Murray-Clay et al. 2009](#); [Ehrenreich & Désert 2011](#); [Owen & Jackson 2012](#)). Here, we assume that ram pressure due to atmospheric escape of terrestrial planets (with limited gas reservoir) orbiting in the HZ of dM stars is negligible. Therefore, the main factor contributing in the pressure balance equation at the planetary side for an Earth-like planet with a similar-to-terrestrial magnetisation is its own magnetic pressure

$$P_{\text{pl}}(r_M) \approx \frac{[B_{\text{pl}}(r_M)]^2}{8\pi}, \quad (1)$$

where $B_{\text{pl}}(r_M)$ is the intensity of the planet magnetic field at a distance r_M from the planet centre.

On the stellar side, factors such as the thermal pressure, magnetic pressure ($P_{B,*}$) and the ram pressure resulting from the relative motion between the planet and the coronal material can all contribute to setting the pressure equilibrium. The stellar-wind properties determine, for example, whether Earth-type magnetospheres surrounded by bow shocks or Ganymede-type magnetospheres with Alfvén wings are formed ([Ip et al. 2004](#); [Zarka 2007](#); [Kopp et al. 2011](#); [Sternborg et al. 2011](#); [Saur et al. 2013](#)). To quantitatively evaluate this, the stellar wind density, temperature, magnetic field, and the relative velocity of the planet are required together with planetary magnetic characteristics. Using an isothermal stellar wind ([Parker 1958](#)) with typical coronal

¹ The empirical Rossby number Ro is defined as the rotation period of the star/planet over the characteristic convective turnover time scale. The local Rossby number is $Ro_l = u_{\text{conv}}/(\Omega l)$, where u_{conv} is the rms velocity of the convective motion, Ω the rotation rate and l is the typical flow lengthscale ([Gastine et al. 2013](#)).

² Keplerian orbital periods of planets in the HZ of dM stars can range between ~ 2 and 114 d, more commonly $\gtrsim 10$ d for a combination of many stellar masses and orbital distances.

temperatures (10^6 K, Vidotto et al. (2011c) showed that the stellar wind of a dM star becomes super-sonic at about 5 stellar radii (~ 0.008 au) for a typical M4.0 star, while for a typical M1.5 star, the sonic point lies at about 8 stellar radii (~ 0.018 au). This implies that planets orbiting at the HZ of dM stars interact with super-sonic stellar winds. A more complete stellar wind model, which incorporates the complex stellar magnetic field topology and rotation, is nevertheless essential to evaluate whether the stellar-wind interaction is super-Alfvénic (giving rise to bow shocks surrounding the magnetospheres of planets) or whether the interaction is sub-Alfvénic and Alfvén wings are formed (e.g., Saur et al. 2013). Three-dimensional simulations of winds of dM stars suggest that the stellar wind is super-Alfvénic at the HZ (Vidotto et al. 2011b), a result that is also obtained in the analytical models of Saur et al. (2013). This implies that terrestrial-type magnetospheres surrounded by bow shocks are expected to be present around magnetised planets orbiting dM stars at their HZs. Unfortunately, we have little information on the magnitude of the thermal and ram pressures of the stellar winds of dM stars, because the low-density, optically thin winds of these stars prevent the observation of traditional mass-loss signatures, such as P Cygni profiles. As a consequence, estimates of mass-loss rates from dM stars (and therefore, of their stellar wind densities and velocities) are still debatable (see discussion in Sect. 1 of Vidotto et al. 2011b). In view of this uncertainty, we take

$$P_{\text{ext}}(R_{\text{orb}}) \geq P_{\text{ext}}^{\text{min}}(R_{\text{orb}}) = P_{B,\star}(R_{\text{orb}}) = \frac{[B_{\star}(R_{\text{orb}})]^2}{8\pi}, \quad (2)$$

where $P_{\text{ext}}^{\text{min}}(R_{\text{orb}})$ is the *lowest external pressure that is exerted on the planet*. Adding the stellar wind thermal and ram pressures will increase the upstream external pressure beyond this minimum (see Sect. 3.1 for estimates on how the consideration of stellar wind ram pressure affects our results). Therefore, because $P_{\text{ext}}(R_{\text{orb}}) = P_{\text{pl}}(r_{\text{M}})$, from Eqs. (1) and (2), we have

$$\frac{[B_{\text{pl}}(r_{\text{M}})]^2}{8\pi} \geq \frac{[B_{\star}(R_{\text{orb}})]^2}{8\pi}, \quad (3)$$

i.e., the magnetic pressure of the planet at a distance r_{M} from its centre is greater than the pressure of the stellar magnetic field at the orbital radius of the planet.

Assuming a dipolar planetary magnetic field, we have that $B_{\text{pl}}(r) = \frac{1}{2}B_{\text{p},0}(r_{\text{p}}/r)^3$ in the magnetic equatorial plane, where r_{p} is the planetary radius, r is the radial coordinate centred at the planet and $B_{\text{p},0}$ is the surface magnetic field at the pole. Therefore, the *upper* limit on the magnetospheric size can be calculated as

$$\frac{r_{\text{M}}^{\text{max}}}{r_{\text{p}}} = \left(\frac{B_{\text{p},0}/2}{B_{\star}(R_{\text{orb}})} \right)^{1/3}. \quad (4)$$

In the solar system, the magnetised planets interact with a super-magnetosonic solar wind that deforms each magnetosphere, compressing it on the upwind side, elongating it on the downwind side, and forming an upstream bow shock. It is therefore common practice in the solar system community to define r_{M} as the position of the magnetopause at the nose, taking ram pressure as the dominant external pressure at this location. Equation (3) provides an estimate of a size that is more appropriate for characterising the distance to the flanks of the terrestrial magnetosphere (where the effect of the ram pressure of the solar wind is smaller). We therefore stress that r_{M} here refers to a characteristic distance to the point where magnetic pressure

equilibrium exists, which places an *upper* limit on the magnetospheric size, with the size at the nose being smaller if the stellar wind ram pressure is also taken into account.

We note that the relative orientation of the stellar magnetic field with respect to the orientation of the planetary magnetic moment plays an important role in shaping the open-field-line region on the planet (e.g., Ip et al. 2004; Zieger et al. 2006; Kopp et al. 2011; Sterenborg et al. 2011; Saur et al. 2013). Our purely magnetic pressure balance (Eq. (3)) reduces to a result similar to what one would have obtained by solving for the position of magnetic nulls in a superposition of a planetary dipole and uniform interplanetary magnetic field when such a field is parallel to the planet’s magnetic moment (e.g., Dungey 1961). Note, however, that certain configurations can result in closed magnetospheres, i.e., without a polar-cap area. Here, r_{M} is taken as an upper limit on the magnetospheric size when the magnetosphere is in its widest open configuration, as will occur regularly since the complex magnetic-field topology of the stars in our sample presents non-uniform directions and strengths (cf. Sect. 2.2). In addition, for the complex topology of the stellar magnetic field and of the yet poorly known characteristics of the planetary magnetic field, such an alignment is also a function of the obliquity of the planetary orbit. We note that these quantities will vary from system to system.

In the present work, only intrinsic planetary magnetic fields are considered. The formation of induced magnetic fields could increase the magnetospheric size estimated in Eq. (4). It is believed that Jupiter-like planets with additional plasma sources, such as from active outgassing moons or mass loss from the planet itself, can harbour induced magnetic fields produced by magnetodisc ring currents (Nichols 2011, 2012; Khodachenko et al. 2012). Khodachenko et al. (2012) estimated that these fields can dominate over the contribution of an intrinsic magnetic dipole in the case of hot-Jupiters with strong mass-loss that orbit solar-like stars. They showed that this can result in magnetospheres that are more extended by a factor of 1.4–1.7 than those traditionally estimated by considering only the intrinsic planetary dipole. Magnetic fields may also be induced if there is a direct interaction of the planet’s ionosphere with the stellar wind, in a similar way as the induced Venusian magnetosphere (Spreiter et al. 1970; Zhang et al. 2008). To the best of our knowledge, the currently available studies of induced magnetic fields in exoplanets have been concentrated on gaseous planets, which should naturally present plasma sources within their magnetospheres (e.g., outgassing moons or enhanced mass loss). Tian (2009) suggested that super-Earth-type planets orbiting in the HZ of dM stars present atmospheres stable against thermal escape. If thermal escape is the only source of plasma within the planetary magnetosphere, Tian’s result seems to indicate that it is probably difficult to generate induced fields in these rocky planets due to their limited gas reservoir. However, these planets might contain other sources of plasma, such as from outgassing moons or escape due to non-thermal processes. It is, therefore, still unclear if intense induced magnetic fields would be generated and maintained in terrestrial rocky planets.

2.2. Prescription for the stellar magnetic field

The goal of this paper is to investigate the contribution of the stellar magnetic field on setting the sizes of magnetospheres of planets orbiting dM stars. Therefore, to relate the observed surface stellar magnetic field to the magnetic fields expected at the orbits of planets, we employed magnetic-field extrapolations of

the observationally reconstructed large-scale, surface magnetic maps.

2.2.1. Star sample

The surface magnetic maps adopted here were reconstructed using Zeeman-Doppler imaging (ZDI), a tomographic imaging technique (e.g., Donati & Brown 1997). Using ZDI, one can reconstruct the large-scale magnetic field (intensity and orientation) at the surface of the star from a series of circular polarisation spectra. In this work, we concentrated on dM stars and used the maps that were published in Donati et al. (2008) and Morin et al. (2008b, 2010). Our sample consists of 15 stars with masses ranging from 0.1 to 0.75 M_{\odot} , spanning spectral types M0–M6. We note that the stars in our sample harbour much stronger large-scale fields than the large-scale (non-active region) surface fields in the Sun (~ 1 G). Table 1 shows some properties of the entire sample of dM stars considered. Data from the first eight columns are taken from Donati et al. (2008) and Morin et al. (2008b, 2010). Effective temperatures and bolometric luminosities are derived from NextGen models (Baraffe et al. 1998). The remaining columns are results of our model (Sect. 3).

2.2.2. Stellar magnetic-field extrapolations

We extrapolated the surface fields into the stellar corona assuming the stellar magnetic field \mathbf{B}_{\star} is potential ($\nabla \times \mathbf{B}_{\star} = 0$). By using this method, we ensured that the extrapolated magnetic fields are in their lowest-energy state, consistent with the conservative approach described in Sect. 2.1, in which we only considered the lowest external pressure that is exerted on the planet (Eq. (2)). Stellar winds, whose dynamic pressure we neglect in the present work, are expected to stress the coronal magnetic fields, e.g., by the winding of the magnetic-field lines in the case of a rotating star. The wind, therefore, would remove the magnetic field from the lowest-energy state.

Another effect caused by stellar winds is to stretch the magnetic-field lines in the radial direction. The general potential field extrapolation ignores this effect. As a way to overcome this deficiency, the potential field source surface (PFSS) method is often employed (see, e.g., Altschuler & Newkirk 1969; Jardine et al. 1999). To emulate the stretching effect, beyond a radial distance R_{SS} (known as the source surface radius), the PFSS method assumes that the stellar magnetic field decays with distance squared. At $R = R_{SS}$, $B_{R,\star}$ is the only non-vanishing magnetic-field component and magnetic-flux conservation implies that for, $R_{orb} > R_{SS}$, the magnetic field of the stellar corona is given by

$$B_{\star}(R_{orb} > R_{SS}, \theta, \varphi) = B_{R,\star}(R_{SS}, \theta, \varphi) \left(\frac{R_{SS}}{R_{orb}} \right)^2. \quad (5)$$

We note that $B_{R,\star}(R_{SS}, \theta, \varphi)$ is a function not only of the distance to the source surface, but also of the co-latitude θ and longitude φ . For our estimates from now on, we assume an average magnetic-field strength at R_{SS} and, for shortness, we write $|B_{SS}| = \langle |B_{R,\star}(R_{SS}, \theta, \varphi)| \rangle$. The magnetic pressure is thus

$$P_{B,\star}(R_{orb}) = \frac{B_{SS}^2}{8\pi} \left(\frac{R_{SS}}{R_{orb}} \right)^4. \quad (6)$$

Throughout the present work, we assume $R_{SS} = 2.5 R_{\star}$, and we note that for all objects investigated here, R_{orb} is sufficiently large such that $R_{orb} > R_{SS}$. In Appendix A, we show that a physically

Table 1. Sample of dM stars.

Star ID	Year obs.	Sp. type	M_{\star} (M_{\odot})	R_{\star} (R_{\odot})	P_{rot} (d)	R_{o} (0.01)	$\langle B_{\star}^{(ZDI)} \rangle$ (G)	T_{eff} (K)	$\log [L_{\star}/L_{\odot}]$	$[l_{in}, l_{out}]$ (au)	r_{M}^{max}/r_p [$B_{p,0} = 1$ G]	α_0 ($^{\circ}$) [$B_{p,0} = 1$ G]	R_{orb}^{min} (au)	$B_{p,0}^{min}$ (G) [present]	$B_{p,0}^{min \dagger}$ (G) [young]
GJ 182	2007	M0.5	0.75	0.82	4.35	17.4	172	3950	-0.88	[0.27, 0.73]	[4.0, 7.1]	[30, 21]	1.3	[3.6, 25]	[0.28, 2.0]
DT Vir	2008	M0.5	0.59	0.53	2.85	9.2	149	3790	-1.26	[0.18, 0.47]	[5.5, 11]	[25, 18]	0.48	[1.3, 9.6]	[0.11, 0.75]
DS Leo	2008	M0	0.58	0.52	14.00	43.8	87	3770	-1.29	[0.17, 0.46]	[5.9, 11]	[24, 17]	0.44	[1.1, 7.9]	[0.086, 0.62]
GJ 49	2007	M1.5	0.57	0.51	18.60	56.4	27	3750	-1.31	[0.17, 0.45]	[6.1, 12]	[24, 17]	0.42	[1.00, 7.2]	[0.078, 0.56]
OT Ser	2008	M1.5	0.55	0.49	3.40	9.7	123	3690	-1.38	[0.15, 0.41]	[3.7, 7.1]	[31, 22]	0.81	[4.4, 32]	[0.35, 2.5]
CE Boo	2008	M2.5	0.48	0.43	14.70	35.0	103	3570	-1.56	[0.13, 0.34]	[3.0, 5.8]	[35, 24]	0.90	[8.1, 59]	[0.63, 4.6]
AD Leo	2008	M3	0.42	0.38	2.24	4.7	180	3540	-1.67	[0.11, 0.30]	[2.5, 4.9]	[39, 27]	1.0	[13, 97]	[1.0, 7.6]
EQ Peg A	2006	M3.5	0.39	0.35	1.06	2.0	480	3530	-1.73	[0.10, 0.28]	[2.2, 4.2]	[43, 29]	1.2	[21, 160]	[1.7, 12]
EV Lac	2007	M3.5	0.32	0.30	4.37	6.8	490	3480	-1.88	[0.087, 0.24]	[1.9, 3.8]	[46, 31]	1.2	[30, 220]	[2.4, 17]
V374 Peg	2006	M4	0.28	0.28	0.45	0.6	640	3410	-2.02	[0.074, 0.20]	[1.7, 3.3]	[50, 34]	1.3	[45, 340]	[3.5, 26]
EQ Peg B	2006	M4.5	0.25	0.25	0.40	0.5	450	3340	-2.14	[0.065, 0.18]	[1.8, 3.4]	[49, 33]	1.0	[39, 290]	[3.1, 23]
GJ 1156	2009	M5	0.14	0.16	0.49	0.5	100	3160	-2.60	[0.038, 0.11]	[3.3, 6.5]	[33, 23]	0.23	[5.9, 45]	[0.46, 3.5]
GJ 1245 B	2008	M5.5	0.12	0.14	0.71	0.7	60	3030	-2.79	[0.031, 0.085]	[3.5, 7.0]	[32, 22]	0.17	[4.8, 37]	[0.37, 2.9]
WX UMa	2009	M6	0.10	0.12	0.78	0.8	1060	2770	-3.10	[0.022, 0.061]	[1.0, 1.7]	[90, 50]	1.0	[330, 2600]	[25, 200]
DX Cnc	2009	M6	0.10	0.11	0.46	0.5	80	2700	-3.19	[0.019, 0.055]	[2.8, 5.5]	[37, 25]	0.16	[9.4, 75]	[0.73, 5.9]

Notes. The columns are: the star name, the observation year, the stellar spectral type, mass M_{\star} , radius R_{\star} , rotation period P_{rot} , Rossby number Ro , the average surface magnetic-field strength derived from the ZDI technique $\langle B_{\star}^{(ZDI)} \rangle$, effective temperature T_{eff} , stellar bolometric luminosity L_{\star} , inner l_{in} and outer l_{out} edges of the insulation HZ, the upper limit of magnetospheric sizes r_M (Eq. (4)) of planets with similar Earth's magnetosphere orbiting in the HZ and the corresponding aperture of their auroral ovals α_0 . R_{orb}^{min} is the closest orbital distance required for a terrestrial planet to sustain a present-day-Earth-sized magnetosphere (Eq. (9)). $B_{p,0}^{min}$ and $B_{p,0}^{min \dagger}$ are the range of the lowest planetary magnetic field (Eq. (10)) required for a terrestrial planet orbiting inside the HZ to sustain the present-day (1.1.7 r_p) and young Earth's (5 r_p) magnetospheric size, respectively.

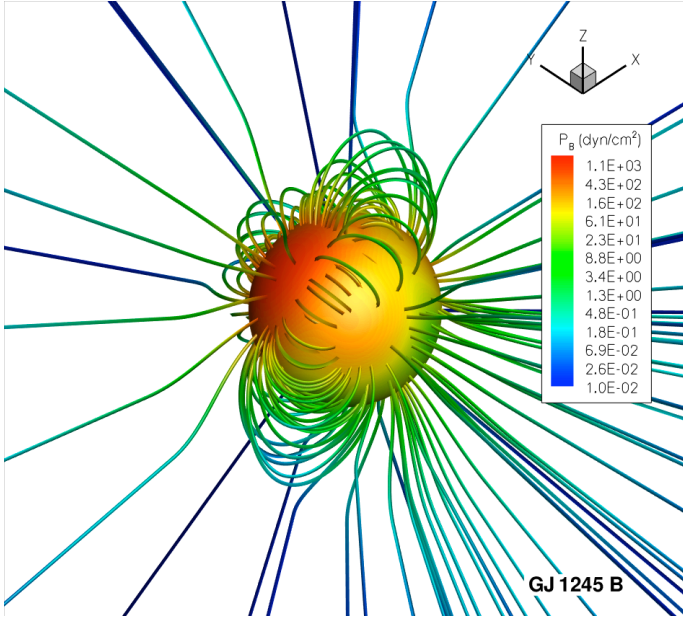


Fig. 1. Stellar coronal magnetic field lines of GJ 1245 B extrapolated using the potential field source surface method. The colour is coded according to the local value of the magnetic pressure that would be exerted on a planet orbiting this star.

reasonable different choice of R_{SS} does not change our conclusions. Figure 1 shows the magnetic-field lines of the late-dM star GJ 1245 B as an illustration of the extrapolation method. Values of the local $P_{B,*}$ are colour-coded. For the early- and mid-M stars considered in this paper, the visualisation of potential field extrapolations into the stellar corona can be found in Lang et al. (2012).

3. Active M-dwarf planet hosts

3.1. Magnetospheric characteristics

Equation (4) provides a useful upper limit on the size of magnetospheres of planets orbiting the dM stars in our sample. Because we still have little information about magnetic fields of terrestrial planets orbiting dM stars, we took the Earth as an example and assumed that the hypothetical planets orbiting the stars in our sample have magnetic fields similar to the Earth ($B_{p,0} \sim 1$ G).

We calculated the extent of the HZ following the prescription of Selsis et al. (2007) based on the early Mars and recent Venus criteria. Table 1 presents the inner (l_{in}) and outer (l_{out}) edges of the HZ for the stars in our sample, using the listed stellar luminosities and effective temperatures. Figure 2a shows the upper limit of r_M if the Earth-analogue planets were orbiting the inner (circles) and outer (squares) edges of the HZ. The present-day magnetospheric size of the Earth, taken to be $r_M = 11.7 r_p$ throughout the present paper, is marked by the dashed line. We note that almost all the hypothetical planets would have magnetospheric sizes considerably smaller than that of the Earth: in the limit they were orbiting at the inner edge of the HZ, their magnetospheric sizes would extend at most up to $6.1 r_p$, while planets orbiting at the outer edge would present a maximum magnetospheric size of $11.7 r_p$ (Table 1).

In addition to the extent of the magnetosphere of the planet, we also calculated the amount of planetary area that remains unprotected because the planetary magnetic-field lines stay open,

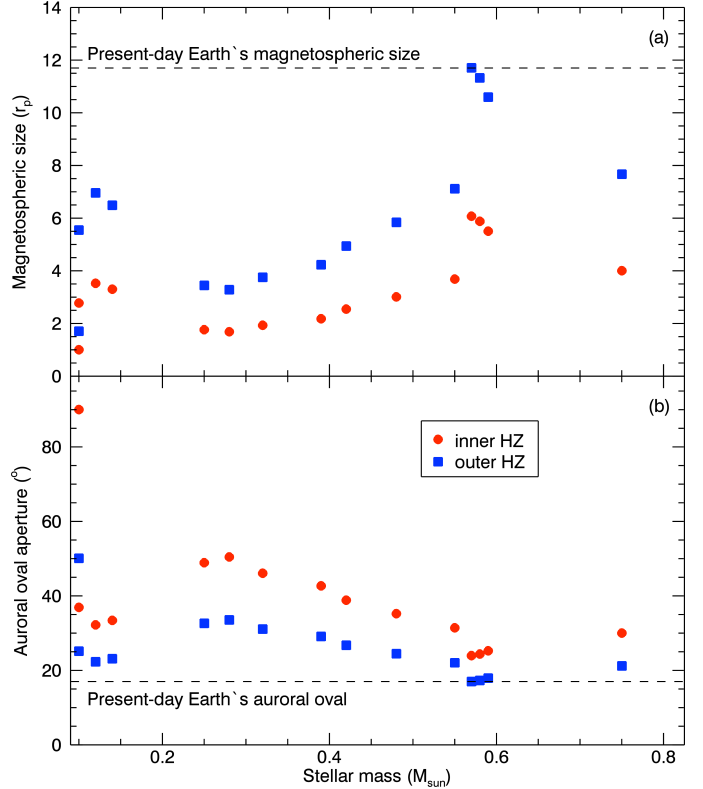


Fig. 2. a) Upper limit of magnetospheric sizes and b) the corresponding apertures of their auroral ovals for hypothetical planets orbiting the dM stars in our sample. We assume that these planets harbour dipolar magnetic fields with the same intensity as that of the Earth. For comparison, the dashed line shows the present-day Earth's magnetospheric size (*upper panel*) and the Earth's auroral oval aperture (*lower panel*).

allowing for particles to be transported to/from the interplanetary space. Similar calculations have been presented in Siscoe & Chen (1975), Tarduno et al. (2010), Vidotto et al. (2011a), and Zuluaga et al. (2013). As in those works, here we took the colatitude of the open-closed field line boundary to be the colatitude of the auroral oval ring (first-order approximation), but we recall that these two colatitudes may not match exactly (e.g. Siscoe & Chen 1975; Hill 2001). The aperture of the auroral ring can be related to the size of the planet magnetosphere r_M as

$$\alpha_0 = \arcsin \left[\left(\frac{r_p}{r_M} \right)^{1/2} \right], \quad (7)$$

which implies in a fractional area of the planetary surface that has open magnetic field lines

$$\frac{A_{polar}}{A_{planet}} = (1 - \cos \alpha_0), \quad (8)$$

where we considered both the northern and southern auroral caps of the planet. We note that a stronger external pressure not only makes r_M smaller, but also exposes a larger area of the polar cap of the planet. For the Earth, the aperture of the auroral oval is $\alpha_0 \simeq 17\text{--}20^\circ$ (Milan et al. 2009), which implies that the open-field-line region covers only $\sim 5\text{--}6\%$ of the surface. Figure 2b shows the aperture of the auroral oval that the hypothetical planets would present if they were orbiting the inner (circles) and outer (squares) edges of the HZ. For that, we again assumed a magnetisation similar to the terrestrial magnetisation. The present-day auroral oval of the Earth $\alpha_0 \simeq 17^\circ$

is marked by the dashed line. The calculated apertures (Table 1) range from 24° to 90° for planets at the inner boundary of the HZ, which can be significantly larger than the Earth's auroral oval aperture. These limits correspond to fractional open areas ranging from 9% up to 100% – the latter case corresponds to a scenario where the intrinsic planetary magnetosphere is crushed into the planet surface. For planets orbiting in the outer edge of the HZ, α_0 ranges from 17° to 50° and the corresponding fractional area of the planet with open field lines ranges from 4% to 36%.

Our calculations neglect the effects of the stellar wind ram pressure and, therefore, provide upper (lower) limits of the magnetospheric sizes (auroral oval apertures). A crude estimate of the effects that the consideration of the stellar wind ram pressure would have in our results is presented next. Taking a typical M4.0 star with an isothermal stellar wind (10^6 K), Vidotto et al. (2011c) estimated a stellar wind velocity of ~ 380 km s $^{-1}$ and a density $4.5 \times 10^{-7} n_0$ at the inner edge of the HZ, where n_0 is the base density of the stellar wind. Because densities (and mass-loss rates) are not clearly constrained in dM stars (see the discussion in Vidotto et al. 2011b), we assumed wind base density values that are two orders of magnitude lower and three orders of magnitude higher than the solar wind base density $n_{0,\odot} \approx 10^8$ cm $^{-3}$ (Withbroe 1988). We find the ram pressure of the stellar wind to be roughly in the range $\sim 5 \times 10^{-16} n_0 \sim 5 \times 10^{-10} - 5 \times 10^{-5}$ dyn cm $^{-2}$ at the inner edge of the HZ. For the stars in our sample, the average magnetic pressure at the inner edge of the HZ is in the range $2 \times 10^{-7} - 3 \times 10^{-2}$ dyn cm $^{-2}$. Combined, the stellar ram and magnetic pressures would act to reduce the sizes of the magnetospheres derived here by up to a factor of 2.5 and to increase the size of the auroral oval aperture by up to a factor of 1.7. The largest effects are noticed in the least magnetised cases. We recall that although these estimates illustrate the effects of the stellar wind ram pressure on the magnetospheric sizes, they are very crude – to properly quantify these effects, a more complete wind modelling that includes rotation and magnetic effects is desirable (Vidotto et al. 2011b).

Although we only calculated upper limits of the magnetospheric sizes and the corresponding lower limits of auroral oval apertures, our results show that Earth-like planets with similar terrestrial magnetisation orbiting active dM stars present *smaller* magnetospheric sizes than that of the Earth. Section 3.2 investigates the conditions required for planets orbiting the stars in our sample to present Earth-sized magnetospheres.

3.2. Conditions for Earth-sized magnetospheres

3.2.1. Orbital distances

In the Earth's case, the ram pressure of the solar wind dominates the external pressure contribution in defining the size of the magnetosphere. The ram pressure required to sustain the Earth's magnetosphere ($r_M = 11.7 r_p$ and $B_{p,0} \sim 1$ G) is $P_{\text{ram},\odot} \sim 3.9 \times 10^{-9}$ dyn cm $^{-2}$. However, for planets orbiting in the HZ of the dM stars in our sample, we showed in Sect. 3.1 that the high stellar magnetic pressure alone is sufficient to cause a greater reduction in the size of the magnetosphere. Therefore, planets orbiting within the radius where $P_{B,\star}(R_{\text{orb}}) = P_{\text{ram},\odot}$ would have magnetospheres that are smaller than the current magnetospheric size of the Earth. We use Eq. (6) to derive the *minimum* orbital distance beyond which $P_{B,\star} < P_{\text{ram},\odot}$

$$\frac{R_{\text{orb}}^{\text{min}}}{R_\star} = \left(\frac{B_{\text{SS}}^2}{8\pi P_{\text{ram},\odot}} \right)^{1/4} \left(\frac{R_{\text{SS}}}{R_\star} \right). \quad (9)$$

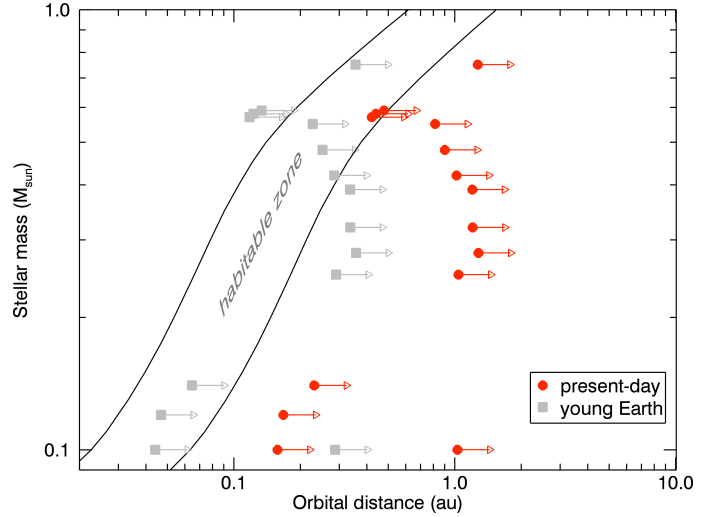


Fig. 3. Closest orbital distance at which an Earth-like planet orbiting the stars in our sample would be able to sustain the present-day (red circles) and the young (3.4 Gyr ago, grey squares) Earth's magnetospheric size, assuming it has the same magnetic field as the Earth. We use a sample of 15 active stars for which large-scale surface magnetic-field maps were reconstructed, to determine the magnetic pressure at the planet orbit and hence the largest extent of its magnetosphere. Planets orbiting at a closer orbital radius would experience a stronger stellar magnetic pressure, which could reduce the size of the planet's magnetosphere significantly, exposing the planet's atmosphere to erosion by the stellar wind. For reference, we show the inner/outer edge of the HZ for 1-Gyr-old low-mass stars (solid lines).

The red circles in Fig. 3 mark the position beyond which an Earth-like planet orbiting the stars in our sample would be able to sustain an Earth-sized magnetosphere, assuming it has the same magnetic field as the Earth (values of $R_{\text{orb}}^{\text{min}}$ are also shown in Table 1). For reference, the solid lines in Fig. 3 delimit the extent of the insolation HZ following the prescription of Selsis et al. (2007), coupled to the stellar evolution models from Baraffe et al. (1998) for ~ 1 Gyr-old stars. We note that with the exception of only a few cases, the terrestrial planet orbiting the stars in our sample would need to orbit significantly farther out than the traditional limits of the HZ to be able to sustain an Earth-sized magnetosphere.

3.2.2. Planetary magnetic fields

If these hypothetical planets were orbiting within the HZ, where the stellar magnetic pressure is higher, the sizes of their magnetospheres would be smaller, which could expose the planet's atmosphere to erosion by the stellar wind. To counterbalance this higher external pressure of the HZ, a terrestrial planet requires a higher magnetic field to present an Earth-sized magnetosphere. From Eq. (4), we derive the *lowest* required intensity of the planetary magnetic field of an Earth-sized magnetosphere

$$\frac{B_{p,0}^{\text{min}}}{[1 \text{ G}]} \approx 16052 \left[\frac{P_{B,\star}(R_{\text{orb}})}{[1 \text{ dyn cm}^{-2}]} \right]^{\frac{1}{2}}, \quad (10)$$

where $P_{B,\star}$ is given by Eq. (6). Table 1 shows the range of $B_{p,0}^{\text{min}}$ required to balance the external pressure exerted by the stellar magnetic field *alone*, assuming an orbital radius located between l_{in} (highest value in the presented range) and l_{out} (lowest value). A planet orbiting at $R_{\text{orb}} = l_{\text{in}}$, which is closer to the

stars in our sample by a factor of 2.65–2.82 than for an orbit at $R_{\text{orb}} = l_{\text{out}}$, requires a magnetic field that is stronger by a factor of 7–8. We find that the required $B_{\text{p},0}^{\text{min}}$ for these hypothetical planets can be significantly larger than the Earth’s, depending on their orbital radius and the host-star magnetism. Although the magnetic field is a quantity that is still poorly known for exoplanets (see Sect. 1), theoretical work suggests that super-Earths are not expected to host such strong dipolar fields (Zuluaga & Cuartas 2012).

From Eqs. (6) and (10), we note that $B_{\text{p},0}^{\text{min}}$ decays with the squared normalised orbital distance in stellar radii and, for a dipolar field, it increases with the cube of the normalised size of the magnetosphere in planetary radii. Therefore, $B_{\text{p},0}^{\text{min}}$ is more sensitive to variations on $r_{\text{M}}/r_{\text{p}}$ than on R_{orb}/R_{\star} .

3.3. Conditions for young-Earth-sized magnetospheres

In our estimates up to here, we have assumed that the fictitious Earth-like planet orbiting the dM stars in our sample has a magnetosphere extending out to $11.7 r_{\text{p}}$ (similar to the Earth). However, Lammer et al. (2007) suggested that magnetospheric sizes of $\geq 2 r_{\text{p}}$ can already offer a reasonable protection for the planetary atmosphere. If this is indeed the case, $B_{\text{p},0}^{\text{min}}$ derived in Sect. 3.2.2 would decrease by a factor $(11.7/2)^3 \approx 200$. In this case, even for a planet orbiting in the inner edge of the HZ, the derived values for minimum planetary magnetic fields would be much closer to the magnetic field intensities found in the planets in the solar system.

If we consider that $r_{\text{M}} \approx 2 r_{\text{p}}$ can still offer a reasonable protection for the planetary atmosphere, as suggested by Lammer et al. (2007), then such a planet would present an auroral oval aperture of $\alpha_0 \approx 45^\circ$ and the open field line region would cover $\sim 30\%$ of the planetary surface: a significantly larger area of the planet would remain exposed to, e.g., incidence of particles from the star (generated in flares, CMEs, stellar wind) and from the cosmos (galactic cosmic rays), as well as escape of planetary atmosphere through polar flows (Griebmeier et al. 2005, 2009; Moore & Horwitz 2007; Khodachenko et al. 2007; Lammer et al. 2007).

The reduced size of magnetospheres and consequent increase of the polar cap area are believed to be accompanied by an increase of the volatile losses from the exosphere, which can affect long-term atmospheric composition (Tarduno et al. 2010). At this point, the smallest area of the planetary surface that could be exposed (and for how long it is allowed to last) before it starts affecting the potential for formation and development of life in a planet is unknown. An area of $\sim 30\%$ of exposed surface might have effects on life on the planet, but it is beyond the scope of the present paper to assess this effect.

Tarduno et al. (2010) claimed that 3.4 Gyr ago, the magnetospheric size of the young Earth was smaller than the present-day value, possibly extending out to $\sim 5 r_{\text{p}}$. Based on the hypothesis that such a reduced magnetospheric size would still be suitable to prevent escape of a significant amount of volatile content from the planetary exosphere, as well as generating a sufficiently small auroral cap, we recalculated $B_{\text{p},0}^{\text{min}}$ for planets orbiting in the HZ of the stars in our sample, assuming a young-Earth magnetospheric size. We find that the auroral oval extends to colatitudes of about 27° , corresponding to a polar cap area of 11% (Eqs. (7) and (8)). In that case, the lowest planetary magnetic field ($B_{\text{p},0}^{\text{min}\dagger}$) required to sustain such a magnetosphere (last

column of Table 1) is a factor of 13 lower than the values derived in Sect. 3.2.2, where the present-day size of Earth’s magnetosphere was assumed instead.

The grey squares in Fig. 3 show the shortest orbital distance at which a terrestrial planet orbiting the stars in our sample would be able to sustain a young-Earth magnetospheric size. We find that about 2/3 of the cases now lie inside or near the outer edge the HZ. We recall, however, that because our approach only considers a lower limit for the external pressure, these points are likely to move outward because of stellar wind ram and thermal pressures.

Tarduno et al. (2010) argued further that the reduced size of the Earth’s magnetosphere would have remained that way on a time scale of millions to tens of millions of years. Although such a reduced magnetosphere did not prevent formation and development of life in Earth, we do not know what the effects would have been if it persisted for longer periods of time (e.g., a few Gyr).

4. Weakly-active M-dwarf planet hosts

The sample of stars considered in Sect. 3 mostly includes rapidly rotating stars that are in general more active – because these stars are the most accessible to ZDI studies. It is expected that as a star ages, its wind removes stellar angular momentum, spinning the star down. Below a critical value of the rotation rate, the dynamo is expected to be less efficient, resulting in weaker magnetic fields, which decay along with rotation rates. However, the time scale for that to happen seems to be very long, as dM stars are observed to remain active (and therefore, rapidly rotating) for a long duration of time. For example, stars with spectral types M5–M7 are believed to remain active/rapidly rotating for ~ 6 to 10 Gyr (West et al. 2008; Irwin et al. 2011).

Reiners et al. (2009) showed that rapidly rotating dM stars (spectral types in the range M0 to M7) with Rossby numbers $\text{Ro} < 0.1$ have an average surface magnetic field strength $\langle B_{\star} \rangle$ that remains independent of rotation rate. For these stars, $\langle B_{\star} \rangle = \langle B_{\text{crit}} \rangle \sim 3$ kG, with a scatter of about 1 kG. Note that, with the exception of a few early dM stars, all stars considered in Sect. 3 are in the so-called saturated activity regime. We can relate the average surface magnetic field strength with the rotation period P_{rot} of the star as (Reiners & Mohanty 2012)

$$\begin{aligned} \langle B_{\star} \rangle &= \langle B_{\text{crit}} \rangle, \text{ for } P_{\text{rot}} \leq P_{\text{rot}}^{\text{(crit)}} \\ \langle B_{\star} \rangle &= \langle B_{\text{crit}} \rangle \left(\frac{P_{\text{rot}}^{\text{(crit)}}}{P_{\text{rot}}} \right)^a, \text{ for } P_{\text{rot}} > P_{\text{rot}}^{\text{(crit)}}, \end{aligned} \quad (11)$$

where we adopt $P_{\text{rot}}^{\text{(crit)}} \approx 10$ days, $a \sim 1.7$, and $\langle B_{\text{crit}} \rangle \sim 3$ kG, based on empirical findings from Saar (1996), Pizzolato et al. (2003), and Reiners et al. (2009). We note here that saturation is a function of stellar mass and that it likely starts at longer $P_{\text{rot}}^{\text{(crit)}}$ for the lowest mass range (Kiraga & Stepien 2007). For the ultracool dwarfs, i.e., dM stars with spectral types later than M7, magnetic-field generation seems to be untied to rotation (Reiners & Basri 2010). These stars were excluded from our study.

We note that $\langle B_{\star} \rangle$ refers to the average magnetic fields derived from unpolarised spectroscopy (e.g., absorption lines of molecular FeH), a technique that is capable of measuring the unsigned magnetic flux (including the dominant fraction at small scales), but is mostly insensitive to the field topology. The ZDI

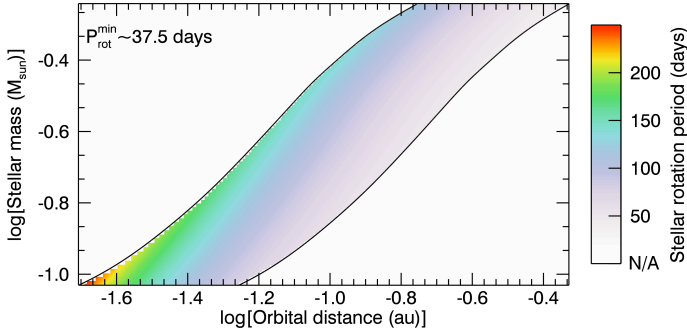


Fig. 4. Solid lines: edges of the HZ for low-mass stars (spectral types earlier than M7). Inside this region, we show the shortest stellar rotation period for which the stellar magnetic field pressure causes the planetary magnetosphere to have the same size as the Earth’s ($B_{p,0} \sim 1$ G). Stellar periods must be longer than about 37–202 days (≥ 62 –263 days) for early- and mid-dM stars (late-dM stars). Because the fraction of inactive (i.e., slowly rotating) dM stars decays considerably for late-dM stars, conditions for terrestrial planets to harbour Earth-sized magnetospheres are more easily achieved for planets orbiting slowly rotating early- and mid-dM stars.

technique, on the other hand, probes the topology of the large-scale surface field $\langle B_{\star}^{\text{ZDI}} \rangle$. At the position of the planet, this is the component of the stellar magnetic field that still survives, because the small-scale structure rapidly decays with height (Lang et al., in prep.). To relate $\langle B_{\star}^{\text{ZDI}} \rangle$ with the average small-scale field $\langle B_{\star} \rangle$ from Eq. (11), we used the empirically determined ratio $f = \langle B_{\star}^{\text{ZDI}} \rangle / \langle B_{\star} \rangle \sim 6\%$ (Fig. 16 in Morin et al. 2010). Although this ratio was derived from a handful of active stars, it appears to be valid in the unsaturated regime (or at least in its upper part). Note that higher values of $f \sim 15$ –30% were found for fully convective stars with dipole-dominated large-scale fields, but it is not clear whether ratios as high as this exist among the weakly active stars discussed in this section.

Our procedure was the following. We estimated the external magnetic field strength that provides for a planet in the HZ of a dM star the present-day value of the external pressure at the Earth ($P_{\text{ext}} = P_{\text{ram},\odot}$). To estimate the large-scale surface stellar magnetic field, we extrapolated this local field back to the stellar surface using the PFSS method. In this section, we assume for simplicity that the stellar large-scale surface magnetic field is dipolar and adopted $R_{\text{SS}} = 2.5 R_{\star}$. Once the large-scale surface field was determined, we used the empirical ratio between $\langle B_{\star}^{\text{ZDI}} \rangle$ and $\langle B_{\star} \rangle$ of $f \sim 6\%$ and the rotation-magnetic field relation (Eq. (11)) to estimate the stellar rotation period. This is the shortest period (longest rotation rate) for which a large-scale dipolar field would provide for a planet in the HZ of a dM star the same external pressure as the present-day value of the external pressure at the Earth. In this case, a planet with a similar magnetisation as that of the Earth would present an Earth-sized magnetosphere.

Figure 4 shows how the required stellar rotation period varies as a function of stellar mass and orbital distance for planets in the HZ. To derive the stellar radius, mass, temperature and luminosity, we adopted the evolutionary models of Baraffe et al. (1998) coupled to the habitability prescription by Selsis et al. (2007). Interestingly, we note that the required rotation rate of the early- and mid-dM stars (≥ 37 –202 days, depending on R_{orb}) is slower than the solar rate, while for the late-dM stars, the required stellar rotation rate can be even slower (≥ 62 –263 days). Planets with Earth-like magnetic fields orbiting dM stars that rotate faster

than these values would have smaller magnetospheric sizes than that of the Earth.

Note that the rotation period of late-dM stars would be even longer if the mass-dependence of $P_{\text{rot}}^{(\text{crit})}$ (or, equivalently, the convective turnover time, Kiraga & Stepien 2007) were considered. Although there is a number of known old, slowly rotating late-dM stars with rotation periods of up to 100 days (Irwin et al. 2011; Goulding et al. 2012; McQuillan et al. 2013), the fraction of inactive dM stars is considerably lower for late-dM stars (West et al. 2008). Furthermore, because their rotational braking time scales are probably longer (~ 6 –10 Gyr, West et al. 2008; Irwin et al. 2011) than the lifetime of the dipole-dominated planetary fields ($\lesssim 3$ Gyr, Zuluaga & Cuartas 2012), it may be more difficult for an old (≥ 6 Gyr) Earth-like planet to generate a significant dipolar magnetic field. Therefore, our results indicate that conditions for terrestrial planets to harbour Earth-sized magnetospheres (and larger) are more easily achieved for planets orbiting the early- and mid-dM stars.

It is useful to express our results in an analytical form, which can be used to estimate the shortest stellar rotation period for which the large-scale stellar field is taken to be the only external pressure at the orbit of the planet. Analytically, we have

$$P_{\text{rot}}^{\text{min}} \simeq \left[\left(\frac{f \langle B_{\text{crit}} \rangle}{\sqrt{8\pi}} \right)^{1/a} P_{\text{rot}}^{(\text{crit})} \right] \left[\frac{\langle B_{\star}^{\text{ZDI}}(R_{\text{SS}}) \rangle}{\langle B_{\star}^{\text{ZDI}} \rangle} \frac{R_{\text{SS}}^2}{\sqrt{P_{\text{ext}}}} \right]^{1/a} \frac{1}{R_{\text{orb}}^{2/a}}, \quad (12)$$

where we grouped observable quantities (term inside first brackets) and quantities that are model-dependent (term inside second brackets). The previous equation reduces to

$$P_{\text{rot}}^{\text{min}} \simeq C (R_{\star} / R_{\text{orb}})^{2/a}, \quad (13)$$

where C is a coefficient dependent on the large-scale field topology, the choice of R_{SS} and the external pressure. For a dipolar field with $R_{\text{SS}} = 2.5 R_{\star}$ and the same external pressure as the present-day value of the external pressure at the Earth, $C \simeq 17\,800$ days, while for an external pressure similar to that of the young Earth, $C \simeq 4000$ days.

Equation (13) and Fig. 4 show that for a star of given mass, the stellar rotation period required to allow an Earth-sized magnetosphere is longer for a planet orbiting in the inner edge of the HZ than it would be if the planet were orbiting farther out. Additionally, for planets orbiting at the same physical distances (in au), the required stellar rotation period decreases for lower-mass stars, i.e., a slowly rotating early-dM star (larger masses) can produce the same external pressure for a terrestrial planet as a more rapidly rotating late-dM star (lower masses). This is a consequence of our model, which only considers the effects of the stellar magnetic pressure: the stellar magnetic-field intensity does not require the physical distance, but is rather a function of the normalised distance with respect to the stellar radius (see, e.g., Eqs. (5), (6) and (13)). Therefore, if two stars have the same large-scale magnetic-field strength and, therefore, the same rotation period (Eq. (11)), but have different radii, a planet orbiting at the same physical distance will experience a less intense magnetic field if it were orbiting the smaller star.

It is interesting to note that the Neptune-sized planet GJ 674b orbits the most active planet-host dM star (M2.5, $P_{\text{rot}} \simeq 35$ days) at a distance $R_{\text{orb}} \simeq 0.039 \simeq 25 R_{\star}$ (Bonfils et al. 2007). Equation (13) shows that the shortest required rotation period of GJ 674 is $P_{\text{rot}}^{\text{min}} \simeq 395$ days for GJ 674b to have a present-day

Earth-sized magnetosphere and $P_{\text{rot}}^{\text{min}} \approx 88$ days for a young-Earth-sized one (assuming $B_p \approx 1$ G). Because $P_{\text{rot}}^{\text{min}} \gtrsim P_{\text{rot}}$, GJ 674b should present a magnetosphere that is smaller than the young-Earth's one. The somewhat large estimated $P_{\text{rot}}^{\text{min}}$ is due to the close planetary orbit, which lies closer than the HZ limits (ranging from ~ 60 to $160 R_\star$). An additional planet orbiting within the HZ of GJ 674 could harbour young-Earth-sized magnetosphere ($P_{\text{rot}} \gtrsim P_{\text{rot}}^{\text{min}} \approx 10\text{--}33$ days), but our model predicts that it would be more difficult for it to harbour a present-day-Earth-sized magnetosphere (because $P_{\text{rot}} \lesssim P_{\text{rot}}^{\text{min}} \approx 45\text{--}146$ days).

5. Summary and final remarks

We quantitatively evaluated the extent of planetary magnetospheres as a result of the pressure of intense stellar magnetic fields found around M dwarf (dM) stars. If a planet possesses a sufficiently strong magnetic field, it will have a magnetosphere, one role of which is deflecting coronal material around the planet. Note that even within the solar system, the details of magnetospheric systems vary significantly, and a complete analysis should consider current systems, planet rotation, bow shocks, and plasma sources such as moons or the planet itself, and should properly account for stellar wind forces. At present, little is known about many of these features for exoplanets and we did not speculate about them here. However, a reasonable first-order estimate of their magnetospheric size may be obtained using a much simpler pressure-balance calculation, providing a fast means to assess which planets are most affected by the stellar magnetic field without requiring sophisticated simulations. Our main findings are summarised as follows:

1. In Sect. 3, we investigated the magnetic environment of 15 active dM stars (spectral types M0 to M6), for which surface magnetic-field maps were observationally reconstructed in the literature. We showed that a planet with a similar magnetic-field intensity as that of the Earth that were orbiting any of these stars would present a magnetosphere that would extend at most up to $6.1 r_p$ ($11.7 r_p$) if it were orbiting at the inner (outer) edge of the habitable zone (HZ). The corresponding sizes of the auroral oval ranges from 24° to 90° (17° to 50°), exposing from about 9% up to 100% (4% to 36%) of the planetary area to, e.g., incidence of particles from the star and from the cosmos as well as escape of planetary atmosphere through polar flows.
2. With the exception of only a few cases, we showed that if a terrestrial planet were orbiting one of these stars, the Earth-like planet would need to be orbiting much beyond the insolation HZ (Fig. 3) for it to have an Earth-analogue magnetosphere (i.e., same terrestrial magnetic-field strength and magnetospheric size).
3. We also showed that if the Earth-like planet were required to orbit *inside* the HZs of these stars, it would need a significantly stronger magnetic field to reach the size of the present-day Earth magnetosphere ($r_M \approx 11.7 r_p$). The derived magnetic fields range from a few G to up to a few thousand G (see Table 1).
4. The young Earth is believed to have had a magnetospheric size that is smaller than its current value ($r_M \approx 5 r_p$). In this case, the polar-cap area of the planet that is unprotected from transport of particles to/from interplanetary space would be twice as large. By adopting a condition more suitable for a

young-Earth analogue magnetosphere, we showed that terrestrial planets orbiting inside the HZ of the stars in our sample would require planetary magnetic fields one order of magnitude smaller than the ones found considering the present-day Earth-sized magnetosphere. By taking a surface planetary magnetic field similar to that of the Earth (~ 1 G), we showed that the closest required orbital distance for a planet to have a magnetospheric size similar to that of the young-Earth decreases as compared to the present-day size of the magnetosphere (Fig. 3). While in the present-day scenario only two of our hypothetical planets would orbit inside the HZ, in the young-Earth scenario, 2/3 of the planets would lie inside the HZ limits.

5. Because stellar activity and rotation are related, we used in Sect. 4 the empirically derived rotation-activity relation (Reiners et al. 2009) to investigate at which periods dM stars should be rotating such that if a terrestrial planet were found to orbit inside their HZ, the planet would still be able to sustain a magnetosphere similar to that of the Earth (an analytical expression was provided in Eq. (13)). We showed that early- and mid-dM stars (late-dM stars) with rotation periods longer than 37–202 days ($\gtrsim 62\text{--}263$ days) would present large-scale magnetic fields that are small enough to not reduce the sizes of planet's magnetosphere to values below that of the Earth (Fig. 4). Because many late-dM stars probably rotate faster than this (West et al. 2008; Irwin et al. 2011), conditions for terrestrial planets to harbour Earth-sized magnetospheres and larger are more easily achieved for planets orbiting slowly rotating early- and mid-dM stars.

The particular study developed in this paper for the first time investigates the effects of a more magnetised environment surrounding a planet. We showed that to assess the extents of planetary magnetospheres (and, possibly, habitability) of planets orbiting dM stars, it is also important to understand the host-star magnetism, and in particular the large-scale stellar magnetic-field topology. For example, although DX Cnc and WX UMa have similar masses, radii, rotation periods, and activity levels, they host very different large-scale magnetic fields (Table 1). While a young-Earth-sized magnetosphere is possible for a planet in the HZ of DX Cnc, the intense large-scale field strength of WX UMa requires the planet to orbit outside the HZ for it to present a young-Earth-sized magnetosphere (Fig. 3).

The small size of the sample adopted in Sect. 3 reflects the fact that large-scale magnetic fields have thus far been reconstructed only for a small number of stars in the M dwarf regime. An increased number of studied targets and a sample extended to even later spectral types ($\gtrsim M7$), where magnetism is still poorly understood (Reiners & Basri 2010) are desirable to advance studies like this one. To do this, new-generation instruments, such as SPIRou (spectropolarimètre Infrarouge, PI: Donati), a near-infrared spectropolarimeter proposed for CFHT, will be fundamental. SPIRou will not only be capable of simultaneously measuring both the large- and small-scale fields of dM stars, but will also be able to access a much larger sample of stars, including very inactive stars that are currently not accessible to ZDI. In addition, SPIRou will also have stable radial velocity measurements, which are supposed to enable it to detect planets orbiting moderately active stars. As a result, when a planet is discovered with SPIRou, the information on the host star's magnetic field will be readily available.

Acknowledgements. A.A.V. acknowledges support from the Royal Astronomical Society through a post-doctoral fellowship. J.M. acknowledges support from a fellowship of the Alexander von Humboldt foundation. P.L. acknowledges funding from a STFC scholarship. AJBR is a Research Fellow of the Royal Commission for the Exhibition of 1851.

Appendix A: model dependence on the source surface radius

The position of the source surface is a free parameter in our model. We adopted $R_{SS} = 2.5 R_{\star}$, motivated by solar observations and the study of the wind of the mid-M dwarf star V374 Peg (Vidotto et al. 2011b). Additional support for the choice of a small R_{SS} is found in the work of James et al. (2000), who concluded that it may be difficult for active dM stars to sustain extended, quiescent coronae, especially for fast-rotating objects, with a small corotation radius. The reason is that at a certain height, the closed loops no longer have the support of the local magnetic field, such that the hot X-ray material cannot any longer be restrained in the closed large-scale field and escapes in the form of a wind (Jardine & van Ballegooijen 2005; Jardine et al. 2006; Aarnio et al. 2012). In addition, models of flaring loops in active dM stars suggest compact loop semi-lengths ($\lesssim 0.5 R_{\star}$, Favata et al. 2000b,a; Osten et al. 2010)

We also note that in the investigation of the coronal structure of the same sample of stars that was adopted in Sect. 3, Lang et al. (2012) were able to reproduce the dependence of X-ray emission with Rossby number by adopting a source surface at $R_{SS} = 2.5 R_{\star}$, giving us further confidence that the stars analysed here very likely have compact closed-field regions.

Although physical arguments support our choice of small R_{SS} , the source surface size is currently unconstrained, due to the lack of observations of stellar winds of dM stars. For this reason, we performed an analysis of the dependence of our results on the choice of R_{SS} , noting that a larger source surface implies in a stronger decay of the stellar magnetic field for the closed-field corona.

Adopting a larger radius for the source surface, we find that all our results remain qualitatively the same. Quantitatively, for $R_{SS} = 4 R_{\star}$, we find that (1) the largest magnetospheric sizes of planets with magnetisation like that of the Earth increased and extended at most up to $7.4 r_p$, if they were orbiting at the inner edge of the HZ, or at most up to $14 r_p$ for outer edge-orbiters. Consequently, there is a decrease in the apertures of auroral ovals, now ranging from 21° to 90° for the inner edge of HZ and from 15° to 45° for the outer edge. (2) The closest orbital radius where Earth-sized magnetospheres would need to orbit is smaller on average by a factor ~ 1.3 than the values reported in Fig. 3 and Table 1. (3) The weakest magnetic field required for a planet with a terrestrial magnetisation to sustain an Earth-sized magnetosphere if it orbits inside the HZ is smaller on average by a factor ~ 1.7 than the values of $B_{p,0}^{\min}$ reported in Table 1. (4) The required stellar rotation rate for which a large-scale dipolar field would provide the same external pressure for a planet in the HZ of a dM star as the present-day value of the external pressure is ≥ 29 –155 days for early- and mid-dM stars and ≥ 48 –202 days for the late-dM stars. (5) The coefficient of Eq. (13) becomes $C \approx 13\,700$ days when we consider the same external pressure as the present-day value of the external pressure at the Earth, while for an external pressure similar to that of the young Earth, $C \approx 3050$ days.

References

- Aarnio, A., Llama, J., Jardine, M., & Gregory, S. G. 2012, MNRAS, 421, 1797
 Altschuler, M. D., & Newkirk, G. 1969, Sol. Phys., 9, 131
 Bagenal, F. 1992, Ann. Rev. Earth Planet. Sci., 20, 289
 Baraffe, I., Chabrier, G., Allard, F., & Hauschildt, P. H. 1998, A&A, 337, 403
 Bastian, T. S., Dulk, G. A., & Leblanc, Y. 2000, ApJ, 545, 1058
 Bonfils, X., Mayor, M., Delfosse, X., et al. 2007, A&A, 474, 293
 Buzasi, D. 2013, ApJ, 765, L25
 Chapman, S., & Ferraro, V. C. A. 1930, Nature, 126, 129
 Christensen, U. R., & Aubert, J. 2006, Geophys. J. Int., 166, 97
 Donati, J.-F., & Brown, S. F. 1997, A&A, 326, 1135
 Donati, J., Forveille, T., Cameron, A. C., et al. 2006, Science, 311, 633
 Donati, J., Morin, J., Petit, P., et al. 2008, MNRAS, 390, 545
 Dungey, J. W. 1961, Phys. Rev. Lett., 6, 47
 Ehrenreich, D., & Désert, J.-M. 2011, A&A, 529, A136
 Fahr, H. J., & Szizgal, B. 1983, Rev. Geophys. Space Phys., 21, 75
 Favata, F., Micela, G., & Reale, F. 2000a, A&A, 354, 1021
 Favata, F., Reale, F., Micela, G., et al. 2000b, A&A, 353, 987
 Gastine, T., Morin, J., Duarte, L., et al. 2013, A&A, 549, L5
 Goulding, N. T., Barnes, J. R., Pinfield, D. J., et al. 2012, MNRAS, 427, 3358
 Grießmeier, J.-M., Stadelmann, A., Motschmann, U., et al. 2005, Astrobiology, 5, 587
 Grießmeier, J.-M., Stadelmann, A., Grenfell, J. L., Lammer, H., & Motschmann, U. 2009, Icarus, 199, 526
 Hallinan, G., Sirothia, S. K., Antonova, A., et al. 2013, ApJ, 762, 34
 Hill, T. W. 2001, J. Geophys. Res., 106, 8101
 Ip, W.-H., Kopp, A., & Hu, J.-H. 2004, ApJ, 602, L53
 Irwin, J., Berta, Z. K., Burke, C. J., et al. 2011, ApJ, 727, 56
 James, D. J., Jardine, M. M., Jeffries, R. D., et al. 2000, MNRAS, 318, 1217
 Jardine, M., & van Ballegooijen, A. A. 2005, MNRAS, 361, 1173
 Jardine, M., Barnes, J. R., Donati, J., & Collier Cameron, A. 1999, MNRAS, 305, L35
 Jardine, M., Cameron, A. C., Donati, J.-F., Gregory, S. G., & Wood, K. 2006, MNRAS, 367, 917
 Kasting, J. F., Whitmire, D. P., & Reynolds, R. T. 1993, Icarus, 101, 108
 Khodachenko, M. L., Ribas, I., Lammer, H., et al. 2007, Astrobiology, 7, 167
 Khodachenko, M. L., Alexeev, I., Belenkaya, E., et al. 2012, ApJ, 744, 70
 Kiraga, M., & Stepien, K. 2007, Acta Astron., 57, 149
 Kivelson, M. G., & Russell, C. T. 1995, Introduction to Space Physics, eds. G. K. Margaret, & T. R. Christopher (Cambridge, UK: Cambridge University Press), 586
 Kopp, A., Schilp, S., & Preusse, S. 2011, ApJ, 729, 116
 Lammer, H., Lichtenegger, H. I. M., Kulikov, Y. N., et al. 2007, Astrobiology, 7, 185
 Lammer, H., Bredehöft, J. H., Coustenis, A., et al. 2009, A&ARv, 17, 181
 Lang, P., Jardine, M., Donati, J.-F., Morin, J., & Vidotto, A. A. 2012, MNRAS, 424, 1077
 Lanza, A. F. 2009, A&A, 505, 339
 Lazio, T. J. W., Farrell, W. M., Dietrick, J., et al. 2004, ApJ, 612, 511
 Lecavelier des Etangs, A. 2007, A&A, 461, 1185
 Lecavelier des Etangs, A., Sirothia, S. K., Gopal-Krishna, & Zarka, P. 2013, A&A, 552, A65
 Lovelace, R. V. E., Romanova, M. M., & Barnard, A. W. 2008, MNRAS, 389, 1233
 McQuillan, A., Aigrain, S., & Mazeh, T. 2013, MNRAS, in press
 Milan, S. E., Hutchinson, J., Boakes, P. D., & Hubert, B. 2009, Ann. Geophys., 27, 2913
 Moore, T. E., & Horwitz, J. L. 2007, Rev. Geophys., 45, 3002
 Morin, J., Donati, J., Forveille, T., et al. 2008a, MNRAS, 384, 77
 Morin, J., Donati, J., Petit, P., et al. 2008b, MNRAS, 390, 567
 Morin, J., Donati, J., Petit, P., et al. 2010, MNRAS, 407, 2269
 Murray-Clay, R. A., Chiang, E. I., & Murray, N. 2009, ApJ, 693, 23
 Nichols, J. D. 2011, MNRAS, 414, 2125
 Nichols, J. D. 2012, MNRAS, 427, L75
 Osten, R. A., Godet, O., Drake, S., et al. 2010, ApJ, 721, 785
 Owen, J. E., & Jackson, A. P. 2012, MNRAS, 425, 2931
 Parker, E. N. 1958, ApJ, 128, 664
 Phan-Bao, N., Lim, J., Donati, J., Johns-Krull, C. M., & Martin, E. L. 2009, ApJ, 704, 1721
 Pizzolato, N., Maggio, A., Micela, G., Sciortino, S., & Ventura, P. 2003, A&A, 397, 147
 Reiners, A., & Basri, G. 2010, ApJ, 710, 924
 Reiners, A., & Mohanty, S. 2012, ApJ, 746, 43
 Reiners, A., Basri, G., & Browning, M. 2009, ApJ, 692, 538
 Saar, S. H. 1996, in Stellar Surface Structure, eds. K. G. Strassmeier, & J. L. Linsky, IAU Symp., 176, 237

- Saur, J., Grambusch, T., Duling, S., Neubauer, F. M., & Simon, S. 2013, *A&A*, 552, A119
- Scalo, J., Kaltenegger, L., Segura, A. G., et al. 2007, *Astrobiology*, 7, 85
- Selsis, F., Kasting, J. F., Levrard, B., et al. 2007, *A&A*, 476, 1373
- Siscoe, G. L., & Chen, C.-K. 1975, *J. Geophys. Res.*, 80, 4675
- Spreiter, J. R., Summers, A. L., & Rizzi, A. W. 1970, *Planet. Space Sci.*, 18, 1281
- Sterenberg, M. G., Cohen, O., Drake, J. J., & Gombosi, T. I. 2011, *J. Geophys. Res. (Space Phys.)*, 116, 1217
- Stevenson, D. J. 2003, *Earth Planet. Sci. Lett.*, 208, 1
- Tarduno, J. A., Cottrell, R. D., Watkeys, M. K., et al. 2010, *Science*, 327, 1238
- Tarter, J. C., Backus, P. R., Mancinelli, R. L., et al. 2007, *Astrobiology*, 7, 30
- Tian, F. 2009, *ApJ*, 703, 905
- Vidotto, A. A., Opher, M., Jatenco-Pereira, V., & Gombosi, T. I. 2009, *ApJ*, 703, 1734
- Vidotto, A. A., Jardine, M., & Helling, C. 2010a, *ApJ*, 722, L168
- Vidotto, A. A., Opher, M., Jatenco-Pereira, V., & Gombosi, T. I. 2010b, *ApJ*, 720, 1262
- Vidotto, A. A., Jardine, M., & Helling, C. 2011a, *MNRAS*, 414, 1573
- Vidotto, A. A., Jardine, M., Opher, M., Donati, J. F., & Gombosi, T. I. 2011b, *MNRAS*, 412, 351
- Vidotto, A. A., Llama, J., Jardine, M., Helling, C., & Wood, K. 2011c, *Astron. Nachr.*, 332, 1055
- Vidotto, A. A., Fares, R., Jardine, M., et al. 2012, *MNRAS*, 423, 3285
- West, A. A., Hawley, S. L., Bochanski, J. J., et al. 2008, *AJ*, 135, 785
- Withbroe, G. L. 1988, *ApJ*, 325, 442
- Zarka, P. 2007, *Planet. Space Sci.*, 55, 598
- Zendejas, J., Segura, A., & Raga, A. C. 2010, *Icarus*, 210, 539
- Zhang, T. L., Delva, M., Baumjohann, W., et al. 2008, *Planet. Space Sci.*, 56, 790
- Zieger, B., Vogt, J., & Glassmeier, K.-H. 2006, *J. Geophys. Res. (Space Phys.)*, 111, 6203
- Zuluaga, J. I., & Cuartas, P. A. 2012, *Icarus*, 217, 88
- Zuluaga, J. I., Bustamante, S., Cuartas, P. A., & Hoyos, J. H. 2013, *ApJ*, 770, 23