



# Epidemiology of COVID-19 in Ireland

Report prepared by HPSC on 21/05/2020 for NPHE

**Note: Data are provisional**

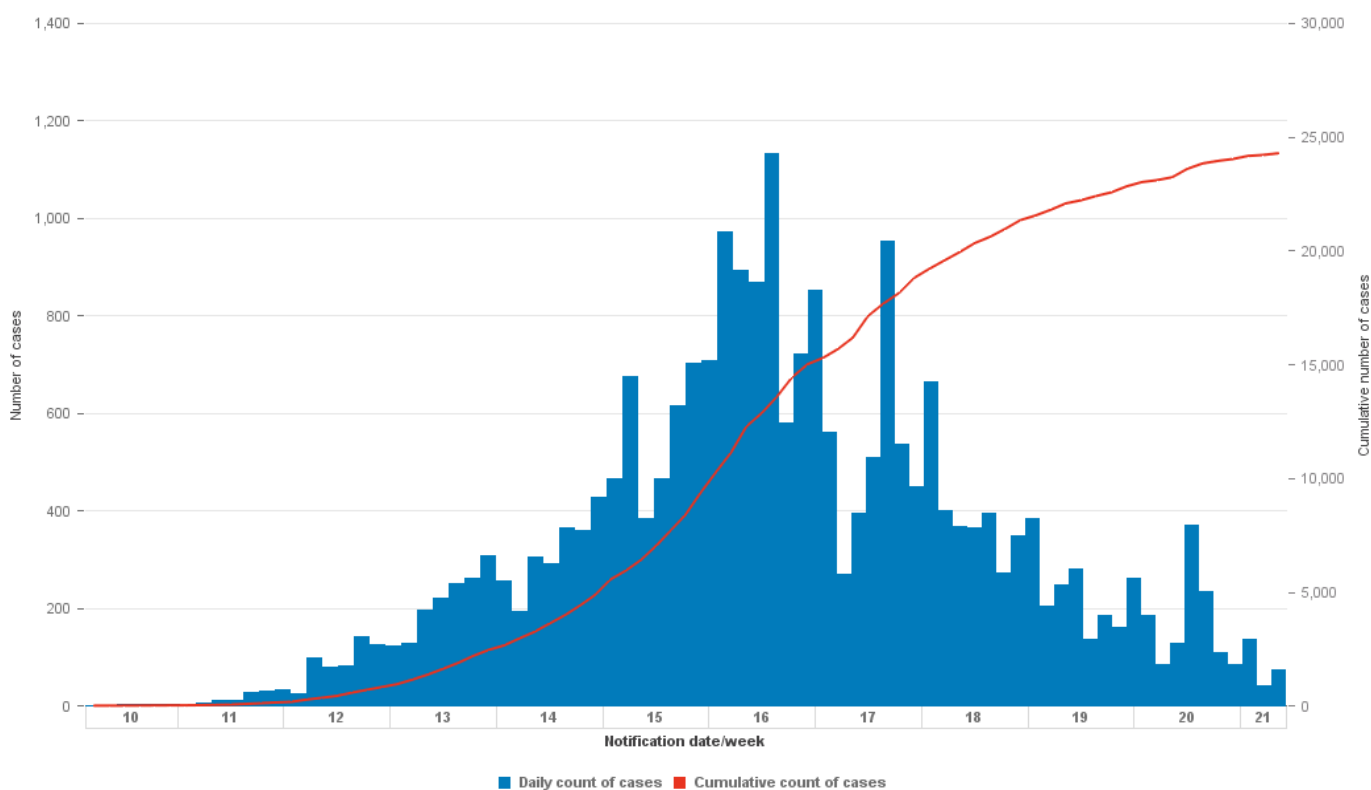
## Summary

This report includes data as of 21<sup>st</sup> May 2020 at 9:25 am for events created on CIDR up to midnight Tuesday 19<sup>th</sup> May 2020.

Characteristic	Number	%
Total number of confirmed cases	24,274	
Number of new cases since previous day	74	0.3
National incidence rate per 100,000 population	509.8	
Total number hospitalised	3,183	13.1
Total number admitted to ICU	392	1.6
Total number of deaths	1,322	5.4
National death rate per 100,000 population	27.8	
Total number of outbreaks/clusters	814	-
Total number cases associated with clusters	9,263	38.2
Total number of imported cases	359	1.5
Number of cases in Healthcare workers	7,747	31.9
Median age (years)	48	-
Age range (years)	0 - 106	-

## Confirmed cases

In total 24,274 confirmed cases of COVID-19 were notified in Ireland **before midnight May 19<sup>th</sup> 2020**, with the first cases reported in Week 10 2020, week ending 07/03/2020 (Figure 1).



**Figure 1: Number and cumulative number of confirmed COVID-19 cases notified in Ireland to midnight May 19<sup>th</sup> 2020.**

Data source: CIDR as of 21/05/2020 9:25

## Outbreaks/Clusters

There were 814 outbreaks/clusters of COVID-19 notified on CIDR **before midnight May 19<sup>th</sup> 2020**.

**Note: Data are provisional**

**Table 1: Characteristics of confirmed COVID-19 cases notified as of midnight May 19<sup>th</sup> 2020, Ireland**

Characteristic	Number of cases	%
<b>Total</b>	24,274	100
<b>Sex</b>		
Female	13899	57.3
Male	10337	42.6
Unknown	38	0.2
<b>Age group (years)</b>		
<1	44	0.2
1-4	93	0.4
5-14	278	1.1
15-24	1760	7.3
25-34	4083	16.8
35-44	4272	17.6
45-54	4371	18.0
55-64	3127	12.9
65-74	1731	7.1
75-84	2207	9.1
85+	2284	9.4
Unknown	24	0.1
<b>HSE area</b>		
HSE East	13803	56.9
HSE Midlands	1666	6.9
HSE Mid-West	1340	5.5
HSE North-East	2828	11.7
HSE North-West	690	2.8
HSE South-East	938	3.9
HSE South	1694	7.0
HSE West	1315	5.4

Data source: CIDR as of 21/05/2020 9:25

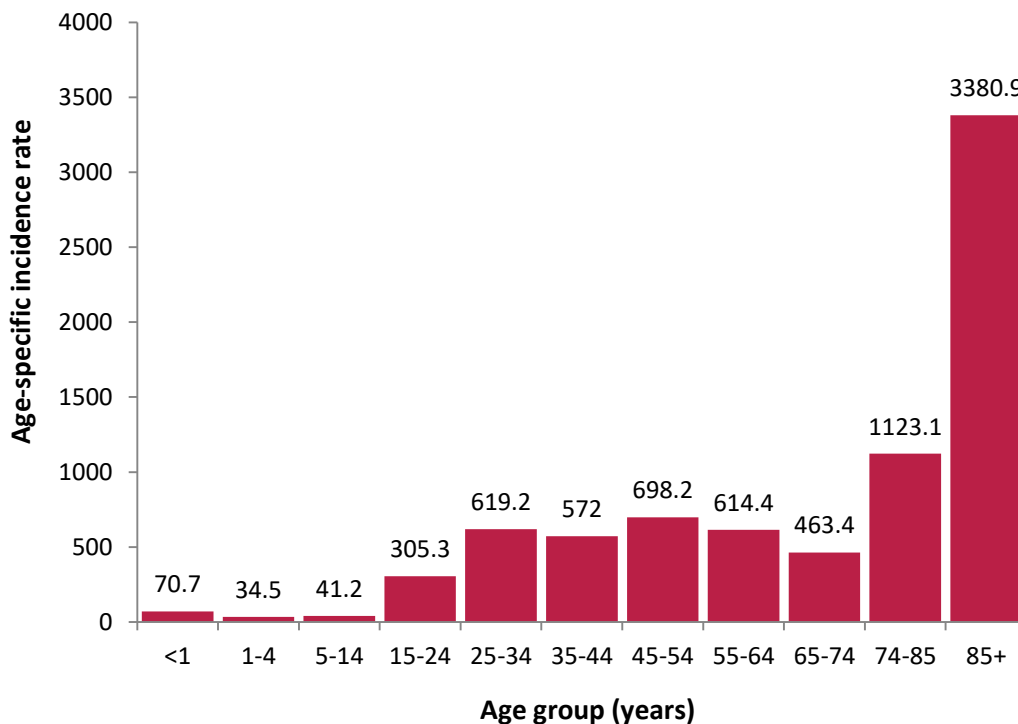
**Table 2: Country of Infection of confirmed COVID-19 cases notified as of midnight May 19<sup>th</sup> 2020, Ireland**

Country of infection	Number of cases	% of cases
Ireland	19,663	81.0
Other than Ireland	359	1.5
Unknown	4252	17.5
<b>Total</b>	<b>24,274</b>	<b>100</b>

Data source: CIDR as of 21/05/2020 9:25

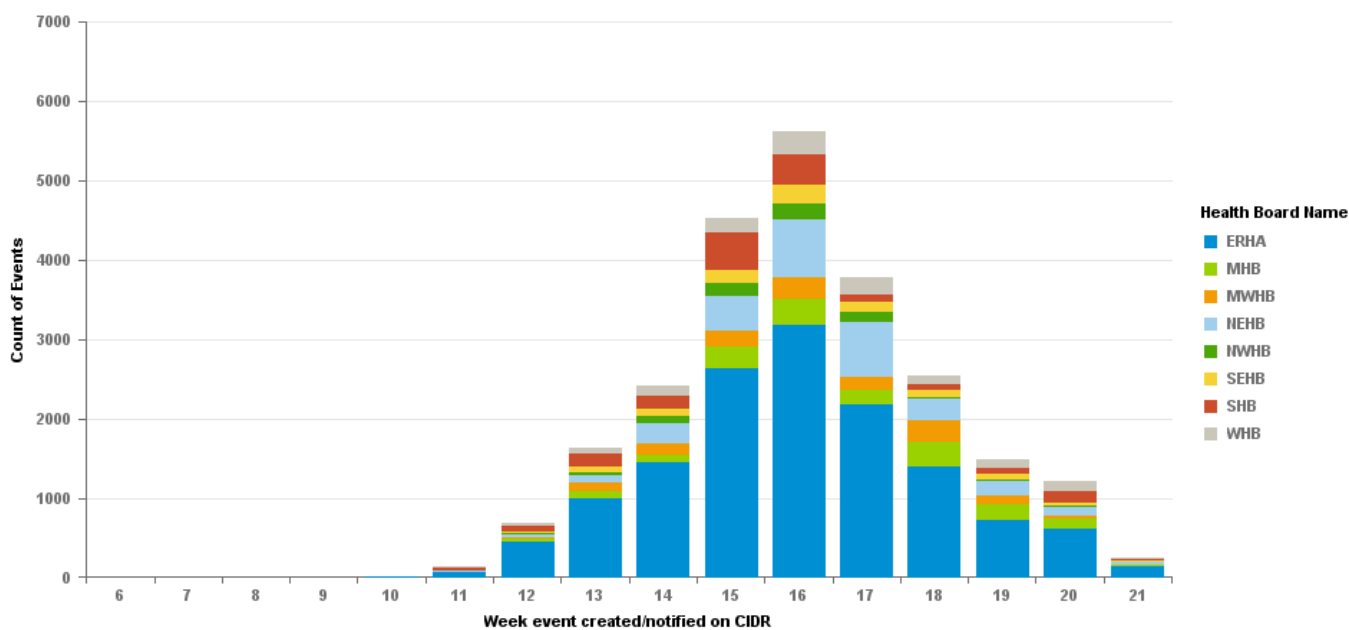
**Note: Data are provisional**

**Figure 2: Age-specific incidence rates of confirmed cases of COVID-19 notified to midnight May 19<sup>th</sup> 2020, Ireland**



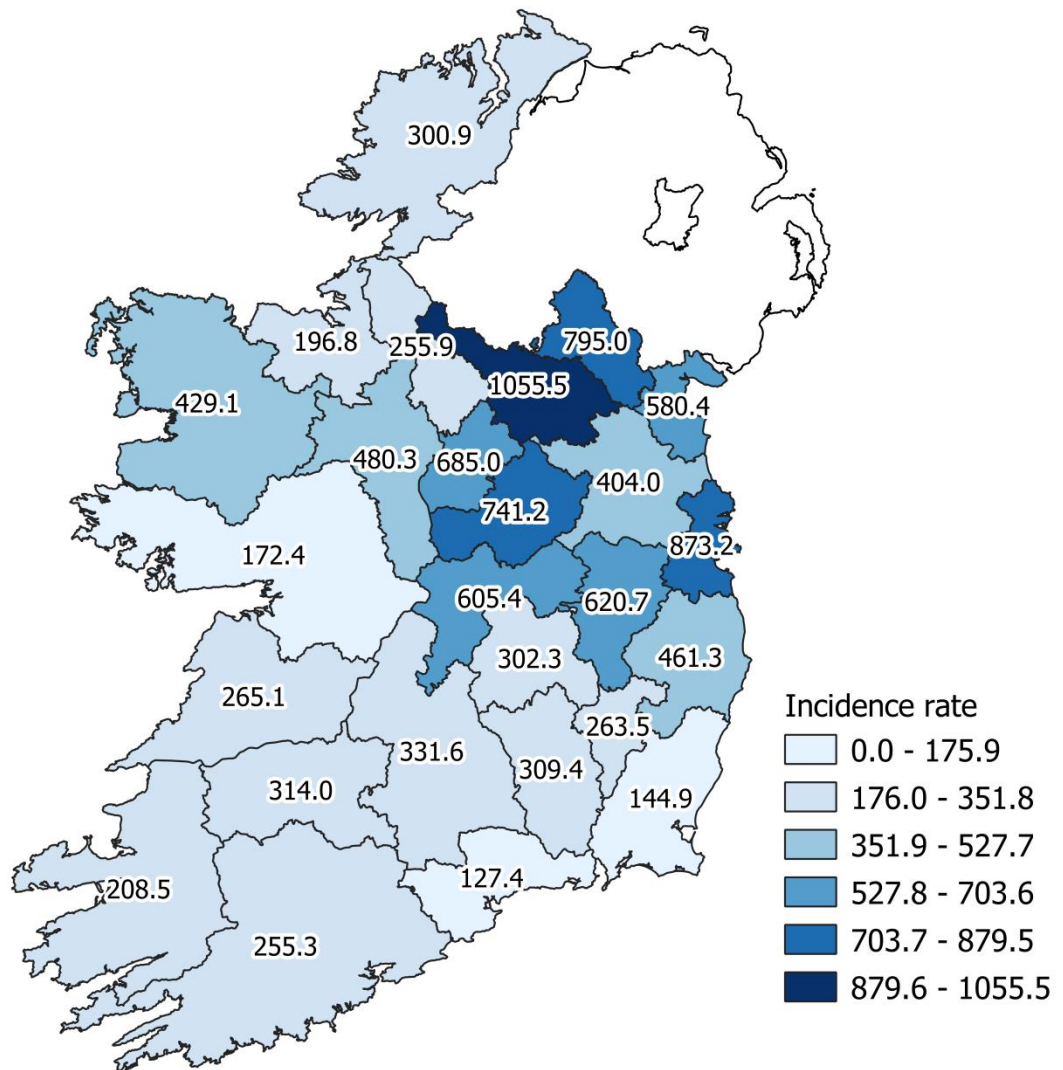
Data source: CIDR as of 21/05/2020 9:25, rates are calculated using the 2016 census ([www.cso.ie](http://www.cso.ie))

**Figure 3: Confirmed cases of COVID-19 notified to midnight May 19<sup>th</sup> 2020, by HSE Area and week of notification**



Data source: CIDR as of 21/05/2020 9:25

**Note: Data are provisional**



**Figure 4:** Cumulative incidence rates per 100,000 population of confirmed cases of COVID-19 notified to midnight May 19<sup>th</sup> 2020 by county, Ireland

*Please do not directly compare county shades to previous maps. The numbers of cases by county are increasing and as such the categories listed will broaden which may result in changes to the map shading.*

Data source: CIDR as of 21/05/2020 9:25, rates are calculated using the 2016 census ([www.cso.ie](http://www.cso.ie))

**Table 3: Number of confirmed cases of COVID-19 notified to midnight May 19<sup>th</sup> 2020 by county**

County Name	Number of cases	%
Carlow	150	0.6
Cavan	804	3.3
Clare	315	1.3
Cork	1386	5.7
Donegal	479	2.0
Dublin	11765	48.5
Galway	445	1.8
Kerry	308	1.3
Kildare	1381	5.7
Kilkenny	307	1.3
Laois	256	1.1
Leitrim	82	0.3
Limerick	612	2.5
Longford	280	1.2
Louth	748	3.1
Mayo	560	2.3
Meath	788	3.2
Monaghan	488	2.0
Offaly	472	1.9
Roscommon	310	1.3
Sligo	129	0.5
Tipperary	529	2.2
Waterford	148	0.6
Westmeath	658	2.7
Wexford	217	0.9
Wicklow	657	2.7
<b>Total</b>	<b>24274</b>	<b>100</b>

Data source: CIDR as of 21/05/2020 9:25

**Table 4: Number of confirmed COVID-19 cases notified to midnight May 19<sup>th</sup> 2020 by transmission classification, Ireland**

Transmission classification*	Number of cases	%
Community transmission	2,560	10.5
Possible community transmission	9,381	38.6
Local transmission	6,727	27.7
Possible local transmission	803	3.3
Travel abroad	357	1.5
Possible travel abroad	214	0.9
Unknown	4,232	17.4
<b>Total</b>	<b>24,274</b>	<b>100</b>

\*Transmission classification is based on country of infection and enhanced exposure data (international travel; close contact of a case) recorded in CIDR. The World Health Organization's (WHO) Definition of transmission classification is outlined in Appendix 1.

Data source: CIDR as of 21/05/2020 9:25

**Note: Data are provisional**

**Table 5: Number of confirmed cases of COVID-19 notified to midnight May 19<sup>th</sup> 2020 by age group and hospital, ICU and vital status, Ireland**

Age group (years)	Number of cases (n)	Cases hospitalised (n)	Cases hospitalised (%)	Cases admitted to ICU (n)	Cases admitted to ICU (%)	Number of cases that died (n)	Cases that died (%)
<5	137	19	0.6	0	0.0	0	0.0
5 - 14	278	17	0.5	2	0.5	0	0.0
15-24	1760	70	2.2	5	1.3	2	0.2
25-34	4083	189	5.9	14	3.6	5	0.4
35-44	4272	247	7.8	32	8.2	10	0.8
45-54	4371	428	13.4	81	20.7	23	1.7
55-64	3127	473	14.9	113	28.8	58	4.4
65-74	1731	557	17.5	99	25.3	191	14.4
75-84	2207	716	22.5	39	9.9	454	34.3
85+	2284	464	14.6	7	1.8	579	43.8
Unknown	24	3	0.1	0	0.0		0.0
<b>Total</b>	<b>24274</b>	<b>3183</b>	<b>100</b>	<b>392</b>	<b>100</b>	<b>1322</b>	<b>100</b>

Data source: CIDR as of 21/05/2020 9:25

Of the 24,274 laboratory confirmed COVID-19 cases, 1,322 have died, giving a case fatality rate of 5.4%. Of the patients who were hospitalised, 12% were admitted to ICU.

**Table 6: Number of confirmed cases of COVID-19 notified to midnight May 19<sup>th</sup> 2020 in healthcare workers by HSE-area and travel status**

HSE area	Foreign travel	No foreign travel	Not specified	Total
HSE East	95	4214	291	4600
HSE Midlands	12	298	114	424
HSE Mid-West	16	127	217	360
HSE North-East	11	893	190	1094
HSE North-West	8	118	129	255
HSE South-East	5	16	285	306
HSE South	22	125	241	388
HSE West	7	86	227	320
<b>Total</b>	<b>176</b>	<b>5877</b>	<b>1694</b>	<b>7747</b>

Data source: CIDR as of 21/05/2020 9:25

**Note: Data are provisional**

**Table 7: Number of clusters/outbreaks of COVID-19 notified to midnight May 19<sup>th</sup> 2020 by location and HSE-area**

Outbreak Location	E	M	MW	NE	NW	SE	S	W	Total	%
Nursing home	120	16	14	38	6	15	12	36	257	31.6
Residential institution	104	11	6	15	4	10	20	4	174	21.4
Private house	5	6	10	9	5	24	64	21	144	17.7
Hospital	53	2	2	14	2	3	12	6	94	11.5
Workplace	7	5	5	9	1	4	7	2	40	4.9
Comm. Hosp/Long-stay unit	6	4			4	5	8	4	31	3.8
Travel related		3	5	4	2	1	5	2	22	2.7
Extended family	2	1	5		2	3	3	2	18	2.2
Community outbreak	5	1	2	2			1	4	15	1.8
Other	4		3			1	4		12	1.5
Public house		2	1				1		4	0.5
Hotel	1						2		3	0.4
<b>Total</b>	<b>307</b>	<b>51</b>	<b>53</b>	<b>91</b>	<b>26</b>	<b>66</b>	<b>139</b>	<b>81</b>	<b>814</b>	<b>100.0</b>

Data source: CIDR as of 21/05/2020 9:25

## Acknowledgements

Sincere thanks are extended to all those who participated in the collection and reporting of data used in this report. This includes the notifying clinicians and staff in laboratories and Departments of Public Health.

**Report prepared by Epi Team, HPSC**

### Appendix 1: World Health Organization's (WHO) Definition of transmission classification

WHO definition of transmission classification is specified below:

- Community transmission is evidenced by the inability to relate confirmed cases through chains of transmission for a large number of cases, or by increasing positive tests through routine screening of sentinel samples.
- Local transmission indicates locations where the source of infection is within the reporting location.
- Imported cases only indicate locations where all cases have been acquired outside the location of reporting.

Unknown: Transmission is classified as 'unknown' due to incomplete data on CIDR.