



Epidemiology of COVID-19 in Ireland - 14 day report

Report prepared by HPSC on 08/10/2020

Summary characteristics of confirmed COVID-19 cases notified in Ireland from 24/09/2020 up to midnight 07/10/2020

	Number	Percent
Total number of confirmed cases	6,107	
National incidence of confirmed cases per 100,000 population	128.25	
Number of cases hospitalised*	193	3.16
Number of cases admitted to ICU*	9	0.15
Number of deaths among confirmed cases	7	0.11
Case fatality ratio (CFR, %)	0.11	
National incidence of confirmed deaths per 100,000 population	0.15	
Number of cases** associated with clusters	2,812	46.05
Number of imported cases	14	0.23
Number of cases in healthcare workers	402	6.58
Males	3,036	49.71
Females	3,059	50.09
M:F ratio	0.99	
Median age (years)	33	
Mean age (years)	37	
Age range (years)	0 - 98	

* The number of cases hospitalised and admitted to ICU relate only to events notified in the last 14 days and do not include cases notified prior to this and admitted to hospital or ICU in the last 14 days

**Cases may be associated with outbreaks notified outside the timeframe of this report
24/09/2020 - 07/10/2020

Note: Data were extracted from Computerised Infectious Disease Reporting (CIDR) system at 13:22 on 08/10/2020 and are provisional and subject to ongoing review, validation and update. As a result, figures in this report may differ from previously published figures.

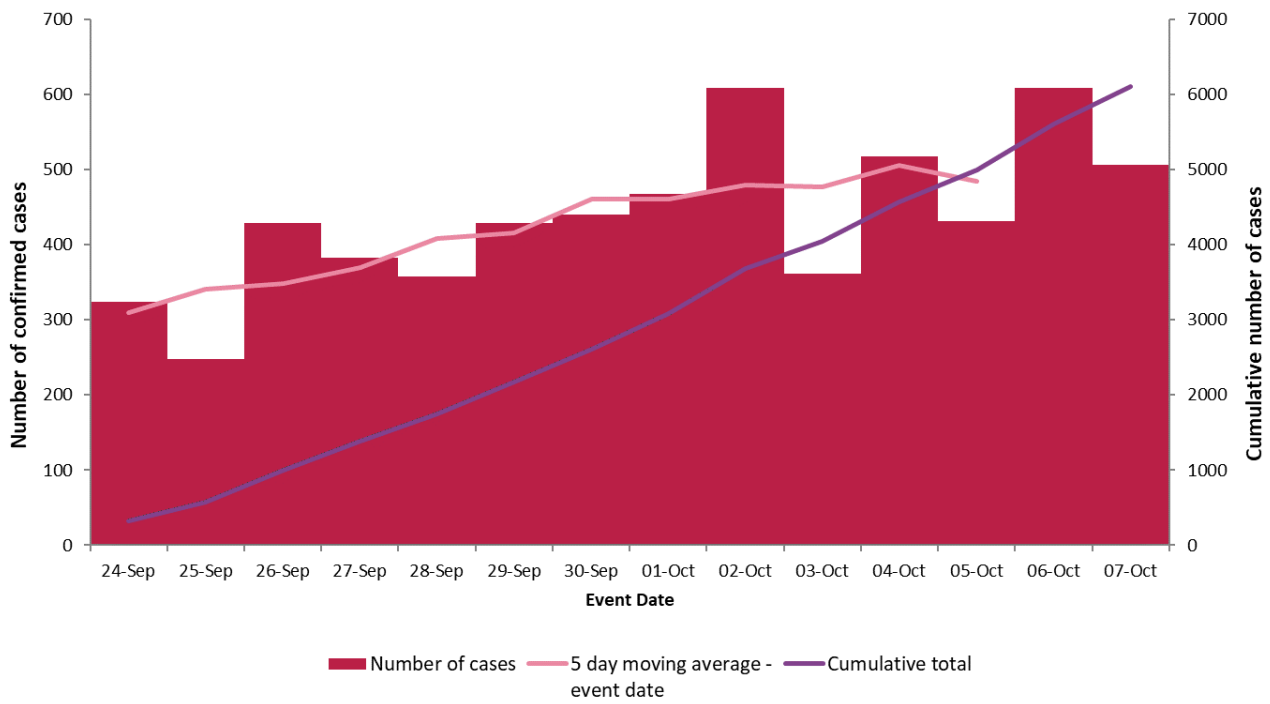


Figure 1. Daily number and cumulative number of confirmed cases of COVID-19, and 5-day moving average, by notification date (n=6,107)

Table 1: Characteristics of confirmed COVID-19 cases notified in Ireland from 24/09/2020 up to midnight on 07/10/202

Characteristic		Number of cases	Percent
Total number of confirmed cases		6,107	100
Sex	Male:Female ratio	0.99	
	Male	3,036	49.71
	Female	3,059	50.09
	Unknown	12	0.2
Age	Median age (years)	33	
	Mean age (years)	37	
	Age range (years)	0 - 98	
	0-4 yrs	157	2.57
	5-14 yrs	398	6.52
	15-24 yrs	1,564	25.61
	25-34 yrs	1,067	17.47
	35-44 yrs	866	14.18
	45-54 yrs	828	13.56
	55-64 yrs	635	10.4
	65-74 yrs	314	5.14
	75-84 yrs	173	2.83
	85+ yrs	105	1.72
Underlying clinical conditions	Yes	1,452	23.78
	No	3,951	64.7
	Unknown	704	11.53

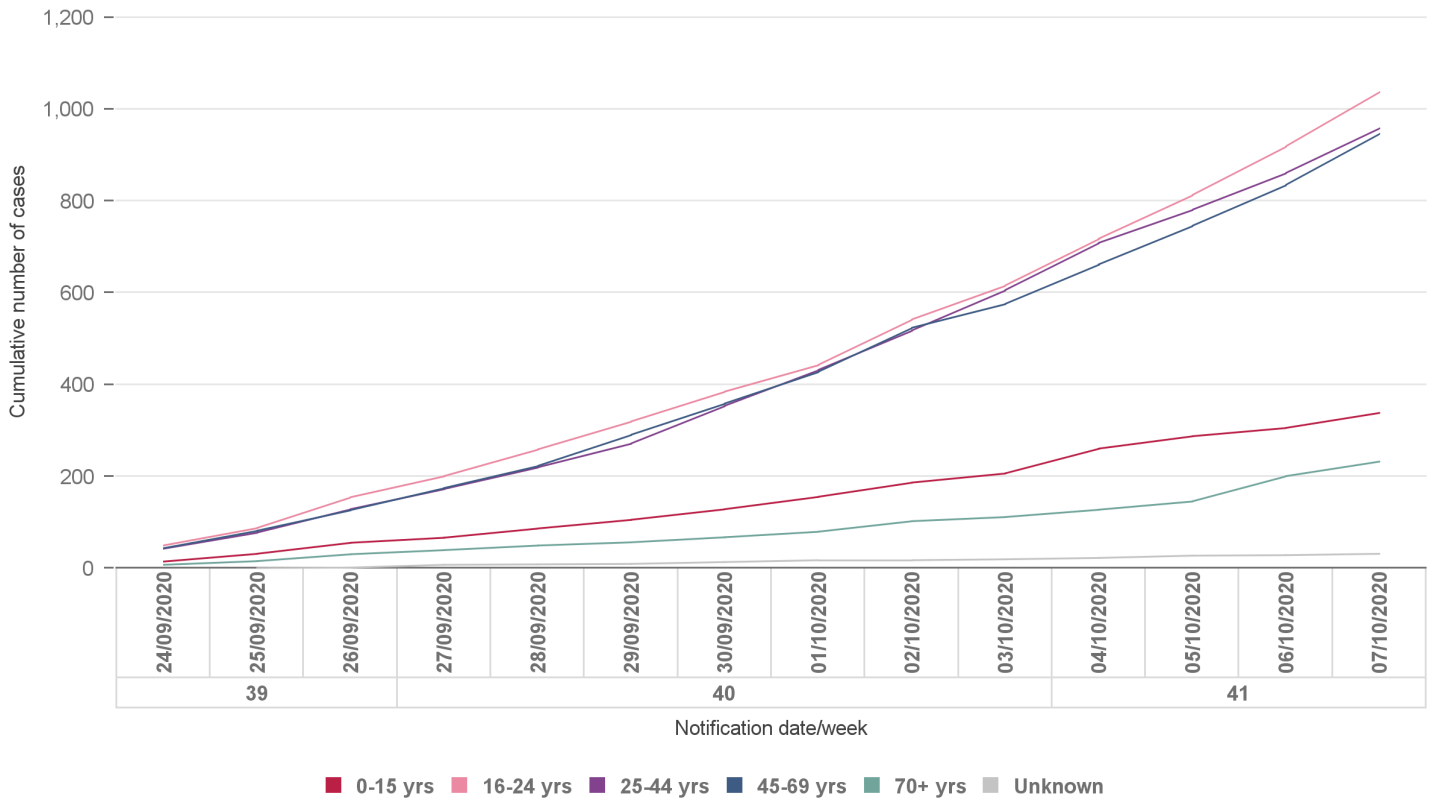


Figure 2: Cumulative number of confirmed COVID-19 cases notified in Ireland by date/week of notification and age group (years) from 24/09/2020 to midnight 07/10/2020

Table 2: Characteristics of confirmed COVID-19 cases by community healthcare organisation (CHO)* notified from 24/09/2020 to midnight 07/10/2020

CHO Area	Cases		M:F ratio	Mean age (years)	Healthcare workers		Associated with clusters	
	N	%			N	%	N	%
CHO1	872	14.28	1.03	38	68	7.8	451	51.72
CHO2	442	7.24	1.11	33	15	3.39	271	61.31
CHO3	473	7.75	1	31	11	2.33	98	20.72
CHO4	795	13.02	0.96	35	52	6.54	479	60.25
CHO5	299	4.9	0.89	41	28	9.36	127	42.47
CHO6	502	8.22	0.76	38	38	7.57	211	42.03
CHO7	923	15.11	1.04	38	51	5.53	379	41.06
CHO8	667	10.92	1.11	40	70	10.49	334	50.07
CHO9	1,134	18.57	0.97	36	69	6.08	462	40.74
National	6,107	100	0.99	37	402	6.58	2,812	46.05

Table 3: Number of confirmed COVID-19 cases by community healthcare organisation (CHO) * notified in Ireland from 24/09/2020 to midnight 07/10/2020

CHO Area	Number of confirmed cases	Incidence per 100,000 population
CHO1	872	222.9
CHO2	442	97.5
CHO3	473	122.9
CHO4	795	115.1
CHO5	299	58.6
CHO6	502	131.0
CHO7	923	130.4
CHO8	667	107.7
CHO9	1134	183.1
Ireland	6,107	128.2

*CHO1: Cavan, Donegal, Monaghan, Leitrim, Sligo

CHO2: Galway, Mayo, Roscommon

CHO3: Clare, Limerick, Tipperary North

CHO4: Cork, Kerry

CHO5: Carlow, Kilkenny, Tipperary South, Waterford, Wexford

CHO6: Dublin South East, Dun Laoghaire, Wicklow

CHO7: Dublin South City, Dublin South West, Dublin West, Kildare/West Wicklow

CHO8: Laois, Longford, Louth, Meath, Offaly, Westmeath

CHO9: Dublin North, Dublin North Central & Dublin North West

Table 4: Number of confirmed COVID-19 cases by county notified in Ireland from 24/09/2020 to midnight 07/10/2020

County	Number of confirmed cases	Incidence per 100,000 population
Carlow	23	40.4
Cavan	125	164.1
Clare	217	182.6
Cork	687	126.6
Donegal	508	319.1
Dublin	2231	165.6
Galway	276	107.0
Kerry	108	73.1
Kildare	219	98.4
Kilkenny	51	51.4
Laois	88	103.9
Leitrim	11	34.3
Limerick	225	115.4
Longford	69	168.8
Louth	109	84.6
Mayo	59	45.2
Meath	225	115.4
Monaghan	158	257.4
Offaly	88	112.9
Roscommon	107	165.8
Sligo	70	106.8
Tipperary	91	57.0
Waterford	47	40.5
Westmeath	86	96.9
Wexford	120	80.1
Wicklow	109	76.5
Ireland	6,107	128.2

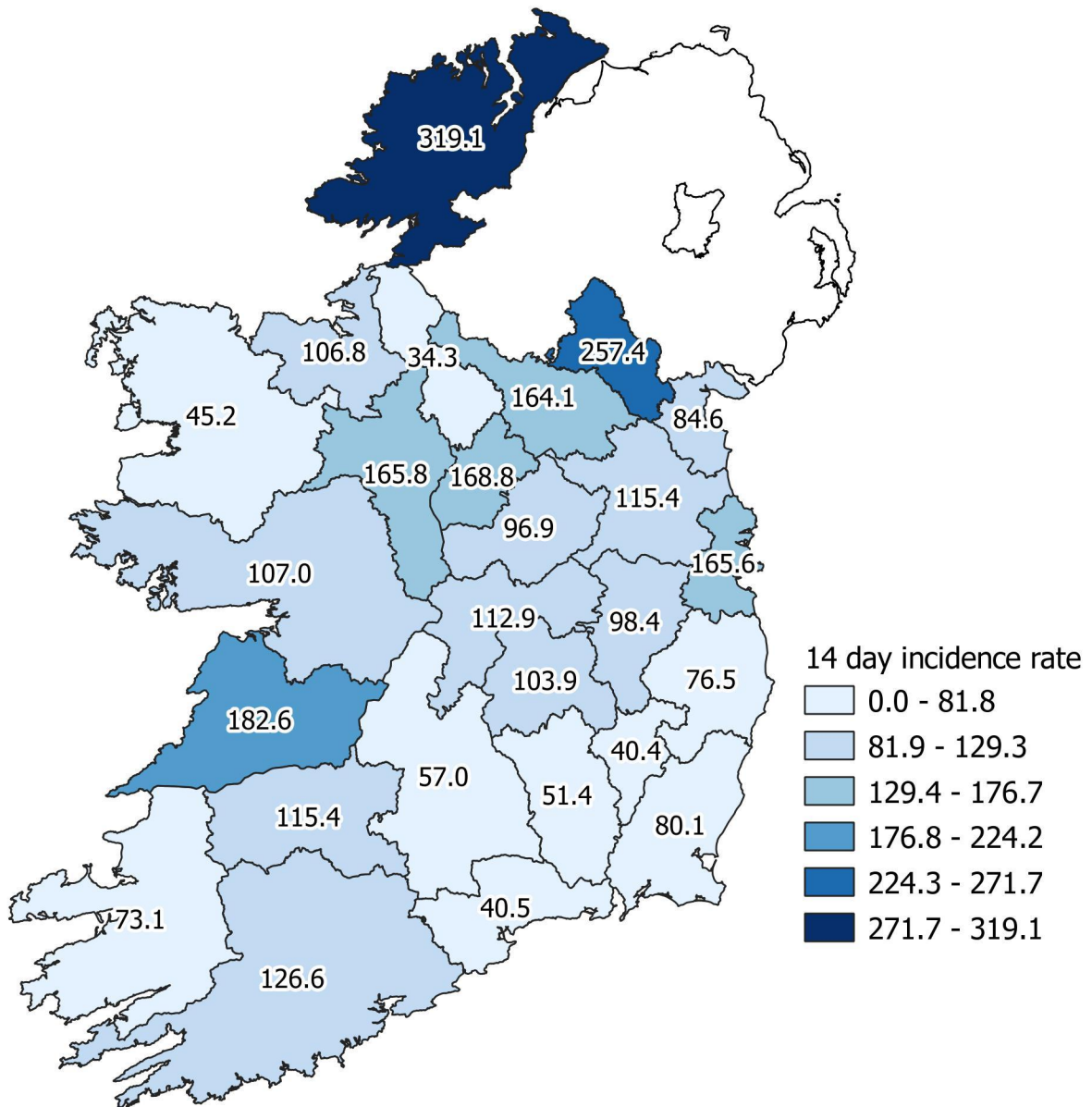


Figure 3: Cumulative incidence rates of confirmed COVID-19 cases per 100,000 population, by county, notified in Ireland from 24/09/2020 to midnight 07/10/2020

Please do not directly compare county shades to previous maps. The numbers of cases by county are increasing and as such the categories listed will broaden which may result in changes to the map shading.

Table 5: Number and incidence of confirmed COVID-19 cases by Dublin Local Health Offices (LHOs) notified from 24/09/2020 to midnight 07/10/2020

CCA	Local Health Office	Number of cases in past 14 days based on event date	14 day incidence rates based on event dates
CCA1	Dublin South	128	94.1
CCA2	Dublin South East	274	221.5
CCA3	Dublin South City	180	120.1
CCA4	Dublin South West	250	155.4
CCA5	Dublin West	265	170.6
CCA6	Dublin North West	421	202.7
CCA7	Dublin North Central	352	227.7
CCA8	Dublin North	361	139.3
	Dublin	2231	165.6

Note: Local health offices (LHOs) came into operation on 1st September 2005, replacing Community Care Areas (CCAs). LHO population denominators are used in this report rather than CCA population denominators. The LHO rates were calculated using Census 2016 LHO denominator data extracted from the HSE Health Atlas and are not a direct match to the corresponding CCAs.

Table 6: Number of confirmed COVID-19 cases by most likely transmission source notified from 24/09/2020 to midnight 07/10/2020

Most likely transmission source	Number of cases	Percent
Travel related	81	1.33%
Close contact with a known confirmed case	3,493	57.20%
Healthcare setting acquired: patient	155	2.54%
Healthcare setting acquired: staff	89	1.46%
Community transmission	1,474	24.14%
Under investigation	815	13.35%
Total	6,107	100.00%

*Travel related cases include cases who acquire COVID-19 infection outside of Ireland (imported cases) and cases who acquire COVID-19 infection directly from imported cases

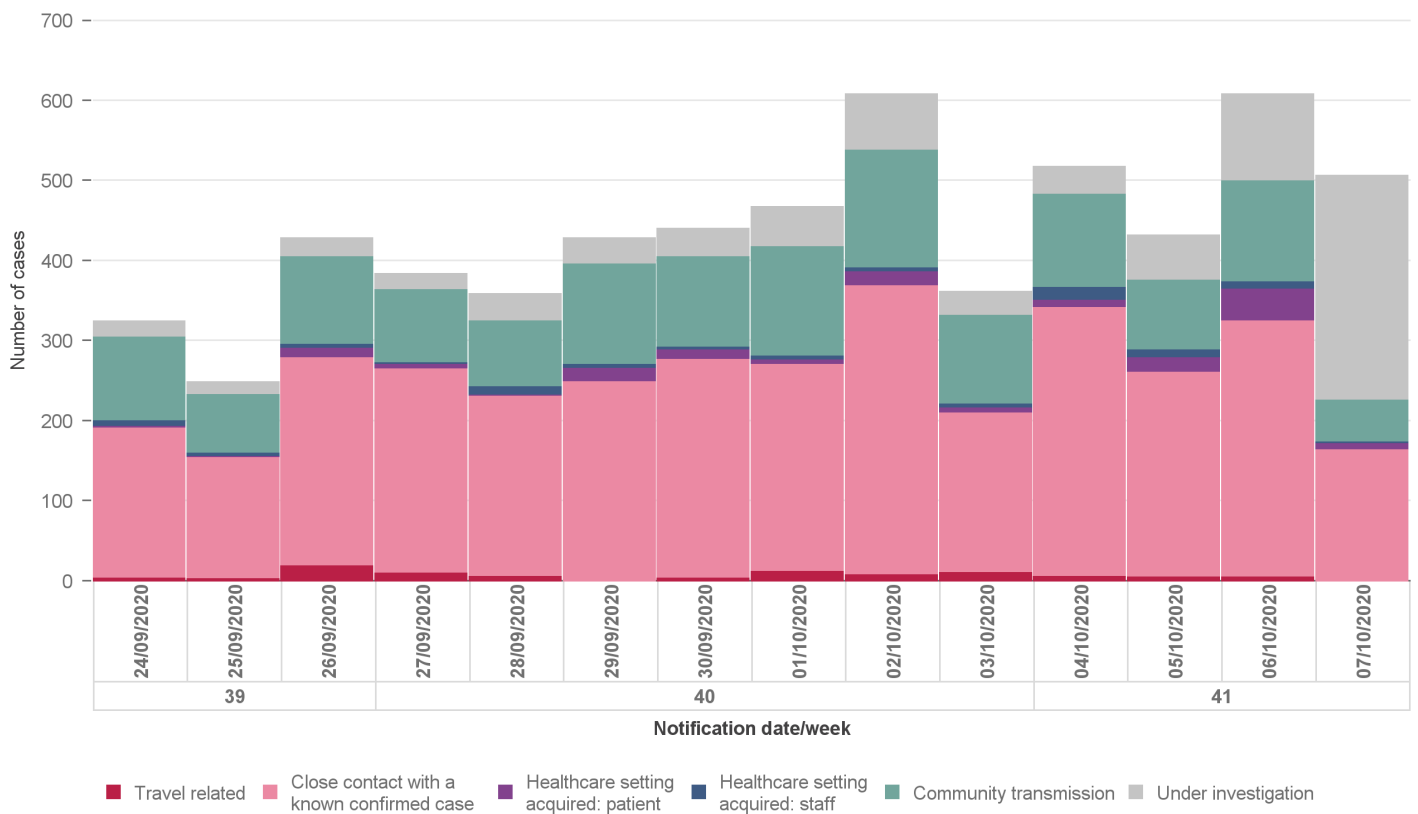


Figure 4: Number of confirmed COVID-19 cases notified in Ireland by date/week of notification and most likely transmission source from 24/09/2020 to midnight 07/10/2020

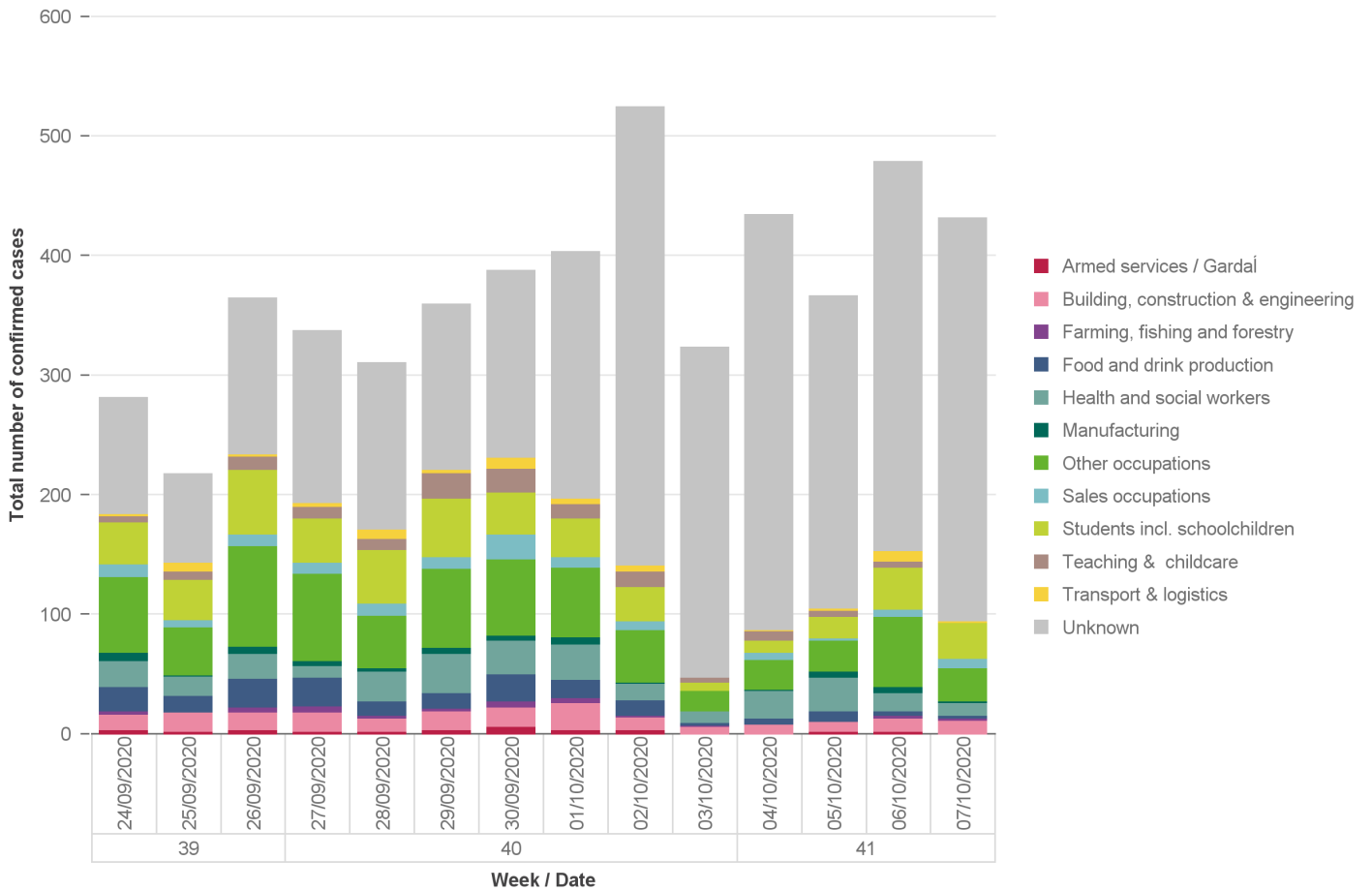


Figure 5: Number of confirmed COVID-19 cases notified in Ireland by date/week of notification and occupation* from 24/09/2020 to midnight 07/10/2020

*Among cases aged 16-69 years

Table 7: Cumulative number of confirmed cases of COVID-19 notified in Ireland from 24/09/2020 to midnight 07/10/2020 by age group, hospitalisation and ICU admission*

Age Group (years)	Number of cases (n)	Cases hospitalised (n)	Cases hospitalised (%)	Cases admitted to ICU (n)	Cases admitted to ICU (%)
0-4 yrs	157	6	3.11	0	0
5-14 yrs	398	11	5.7	0	0
15-24 yrs	1564	16	8.29	0	0
25-34 yrs	1067	17	8.81	0	0
35-44 yrs	866	15	7.77	2	22.22
45-54 yrs	828	17	8.81	0	0
55-64 yrs	635	37	19.17	3	33.33
65-74 yrs	314	29	15.03	3	33.33
75-84 yrs	173	34	17.62	1	11.11
85+ yrs	105	11	5.7	0	0
Total	6,107	193	100	9	100

* The number of cases hospitalised and admitted to ICU relate only to events notified in the last 14 days and do not include cases notified prior to this and admitted to hospital or ICU in the last 14 days

Acknowledgements

Sincere thanks are extended to all those who are participating in the collection of data and reporting of data used in these reports. This includes the HSE COVID-19 Contact Management Programme (CMP), staff in ICU units, notifying clinicians, laboratory staff, public health doctors, nurses, surveillance scientists, microbiologists and administrative staff.

Report prepared by COVID-19 Epidemiology Team, HPSC

Technical Notes

1. Data Source

Data are based on statutory notifications and were extracted from Computerised Infectious Disease Reporting (CIDR) system at 13:22 on 08/10/2020. Data are provisional and subject to ongoing review, validation and update. As a result, figures in this report may differ from previously published figures.

2. Epidemiological date

Epidemiological date is derived from epidemiological date, which is the earliest of onset date, date of diagnosis, laboratory specimen collection date, laboratory received date, laboratory reported date, event creation/notification date.

3. Population data

Population data were taken from Census 2016. Data were aggregated into the following age groups for the analysis: 0-4 years, 5-14 years, 15-24 years, 25-34 years, 35-44 years, 45-54 years, 55-64 years, 65-74 years, 75-84 years and ≥ 85 years.

3. Transmission classification

Transmission classification is based on country of infection as well as enhanced exposure data (international travel; close contact of a case) recorded in CIDR. Transmission is classified as 'unknown' due to incomplete data on CIDR.

Travel related cases include cases who acquire COVID-19 infection outside of Ireland (imported cases) and cases who acquire COVID-19 infection directly from imported cases.

WHO definition of transmission classification is specified below:

- Community transmission is evidenced by the inability to relate confirmed cases through chains of transmission for a large number of cases, or by increasing positive tests through routine screening of sentinel samples.
- Local transmission indicates locations where the source of infection is within the reporting location.
- Imported cases only indicates locations where all cases have been acquired outside the location of reporting.

4. Outbreak location

Where an outbreak location is reported as a residential facility (RF) this includes nursing homes, community hospitals, long-stay units and residential institutions including mental health facilities, prisons and direct provision centres.

Other outbreak location includes community, extended family, hotel, public house, retail outlet, travel related and all other locations.