



Epidemiology of COVID-19 in Ireland - 14 day report

Report prepared by HPSC on 15/11/2020

Summary characteristics of confirmed COVID-19 cases notified in Ireland from 01/11/2020 up to midnight 14/11/2020

	Number	Percent
Total number of confirmed cases	6,041	
National incidence of confirmed cases per 100,000 population	126.86	
Number of cases hospitalised*	369	6.11
Number of cases admitted to ICU*	21	0.35
Number of deaths among confirmed cases	18	0.3
Case fatality ratio (CFR, %)	0.3	
National incidence of confirmed deaths per 100,000 population	0.38	
Number of cases** associated with clusters	2,035	33.69
Number of imported cases	16	0.26
Number of cases in healthcare workers	664	10.99
Males	2,931	48.52
Females	3,100	51.32
M:F ratio	0.95	
Median age (years)	36	
Mean age (years)	38	
Age range (years)	0 - 108	

* The number of cases hospitalised and admitted to ICU relate only to events notified in the last 14 days and do not include cases notified prior to this and admitted to hospital or ICU in the last 14 days

**Cases may be associated with outbreaks notified outside the timeframe of this report
01/11/2020 - 14/11/2020

Note: Data were extracted from Computerised Infectious Disease Reporting (CIDR) system at 11:18 on 15/11/2020 and are provisional and subject to ongoing review, validation and update. As a result, figures in this report may differ from previously published figures.

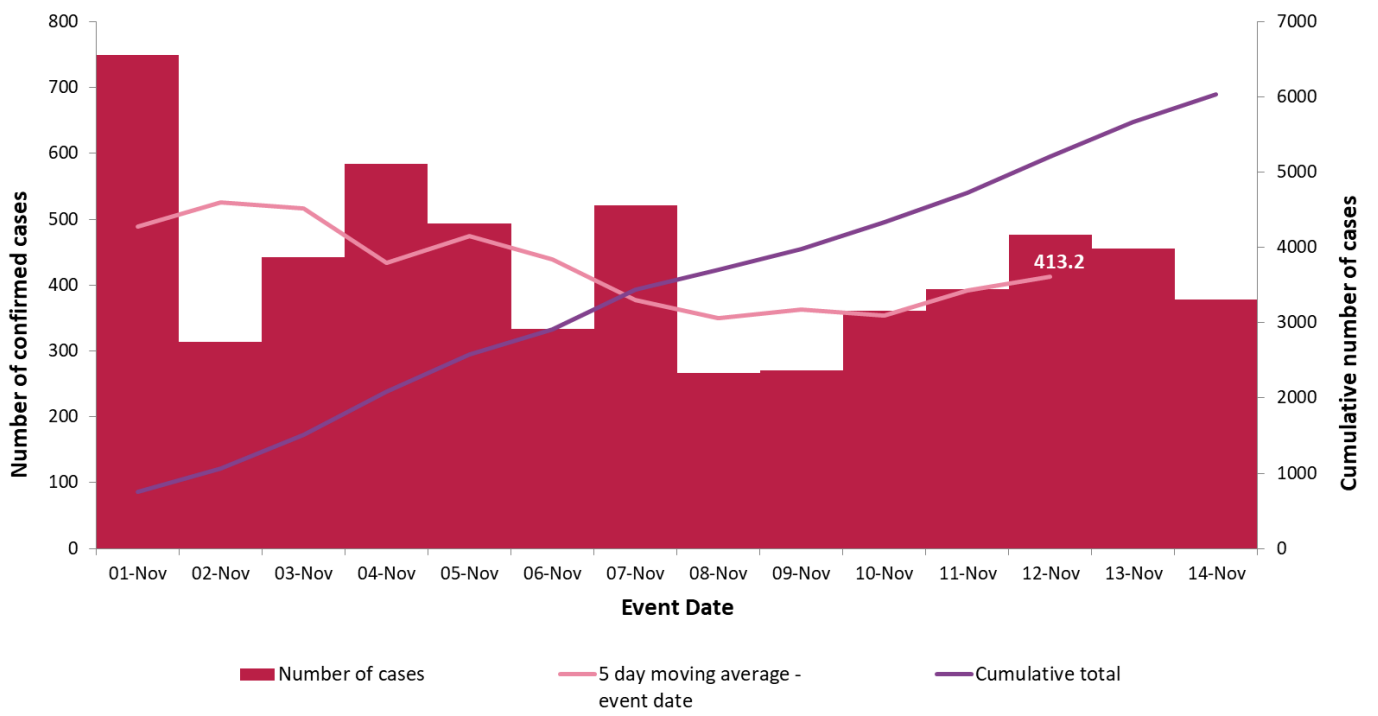


Figure 1. Daily number and cumulative number of confirmed cases of COVID-19, and 5-day moving average, by notification date from 01/11/2020 to midnight 14/11/2020 (n=6,041)

Table 1: Characteristics of confirmed COVID-19 cases notified in Ireland from 01/11/2020 up to midnight on 14/11/202

Characteristic		Number of cases	Percent
Total number of confirmed cases		6,041	100
Sex	Male:Female ratio	0.95	
	Male	2,931	48.52
	Female	3,100	51.32
	Unknown	10	0.17
Age	Median age (years)	36	
	Mean age (years)	38	
	Age range (years)	0 - 108	
	0-4 yrs	253	4.19
	5-12 yrs	463	7.66
	13-18 yrs	490	8.11
	19-24 yrs	695	11.5
	25-34 yrs	1,002	16.59
	35-44 yrs	940	15.56
	45-54 yrs	853	14.12
	55-64 yrs	558	9.24
	65-74 yrs	345	5.71
	75-84 yrs	261	4.32
	85+ yrs	179	2.96
Unknown	2	0.03	
Underlying clinical conditions	Yes	1,366	22.61
	No	3,951	65.4
	Unknown	724	11.98
Symptom status at time of test*	Yes	3,565	59.01
	No	1,602	26.52
	Unknown	874	14.47

*Symptom status is recorded at the time of test and is not updated, therefore a proportion of the asymptomatic cases may subsequently develop symptoms however this will not be captured in the data.

Table 2: Number of confirmed COVID-19 cases by community healthcare organisation (CHO) notified in Ireland from 01/11/2020 to midnight 14/11/2020

CHO Area	Number of confirmed cases	Incidence per 100,000 population
CHO1	691	176.6
CHO2	480	105.9
CHO3	573	148.8
CHO4	686	99.3
CHO5	527	103.3
CHO6	402	104.9
CHO7	828	117.0
CHO8	896	144.7
CHO9	958	154.2
Unknown	0	
Total	6,041	126.9

Table 3: Number of confirmed COVID-19 cases by county notified in Ireland from 01/11/2020 to midnight 14/11/2020

County	Number of confirmed cases	Incidence per 100,000 population
Donegal	439	275.8
Limerick	393	201.6
Westmeath	151	170.1
Roscommon	107	165.8
Waterford	180	154.9
Louth	197	152.9
Meath	281	144.1
Dublin	1891	140.3
Offaly	107	137.2
Laois	111	131.1
Kilkenny	129	130.0
Kerry	191	129.3
Monaghan	76	123.8
Mayo	151	115.7
Sligo	73	111.4
Longford	45	110.1
Cavan	79	103.7
Tipperary	163	102.2
Clare	111	93.4
Carlow	53	93.1
Cork	495	91.2
Kildare	198	89.0
Galway	222	86.0
Leitrim	25	78.0
Wicklow	99	69.5
Wexford	74	49.4
Total	6,041	126.9

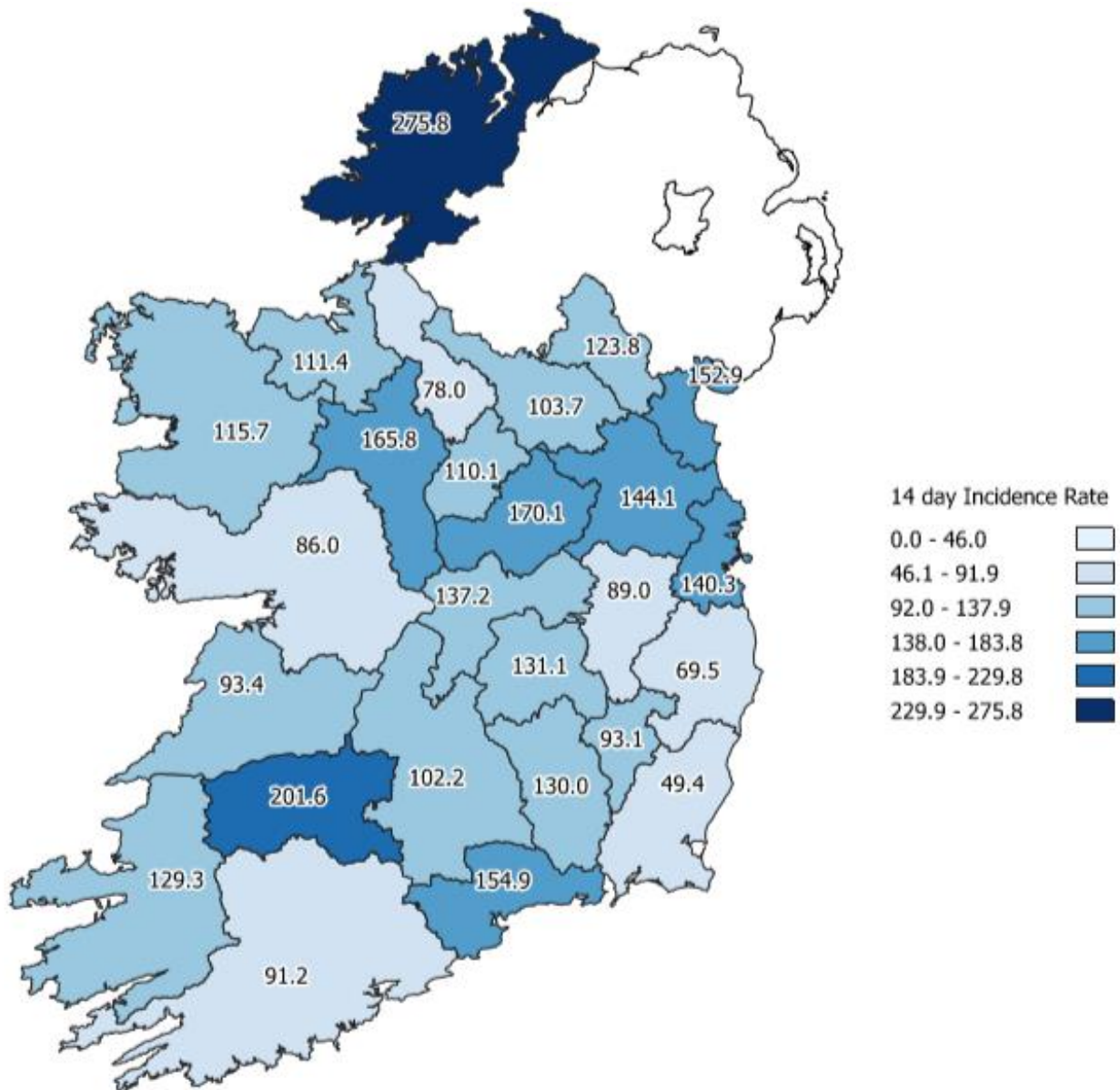


Figure 2: Cumulative incidence rates of confirmed COVID-19 cases per 100,000 population by county notified in Ireland between 01/11/2020 and 14/11/2020

Please do not directly compare county shades to previous maps. The categories listed will change as the number of cases change, which may result in changes to the map shading.

Table 4: Number and incidence of confirmed COVID-19 cases by Dublin Local Health Offices (LHOs) notified in Ireland with a notification date between 01/11/2020 and 14/11/2020

CCA	Local Health Office	Number of cases in past 14 days based on notification date	14 day incidence rates based on notification dates
CCA1	Dublin South	90	66.1
CCA2	Dublin South East	216	174.6
CCA3	Dublin South City	158	105.4
CCA4	Dublin South West	195	121.2
CCA5	Dublin West	274	176.4
CCA6	Dublin North West	399	192.1
CCA7	Dublin North Central	258	166.9
CCA8	Dublin North	301	116.1
	Unknown		
	Dublin	1891	140.3

Note: Local health offices (LHOs) came into operation on 1st September 2005, replacing Community Care Areas (CCAs). LHO population denominators are used in this report rather than CCA population denominators. The LHO rates were calculated using Census 2016 LHO denominator data extracted from the HSE Health Atlas and are not a direct match to the corresponding CCAs.

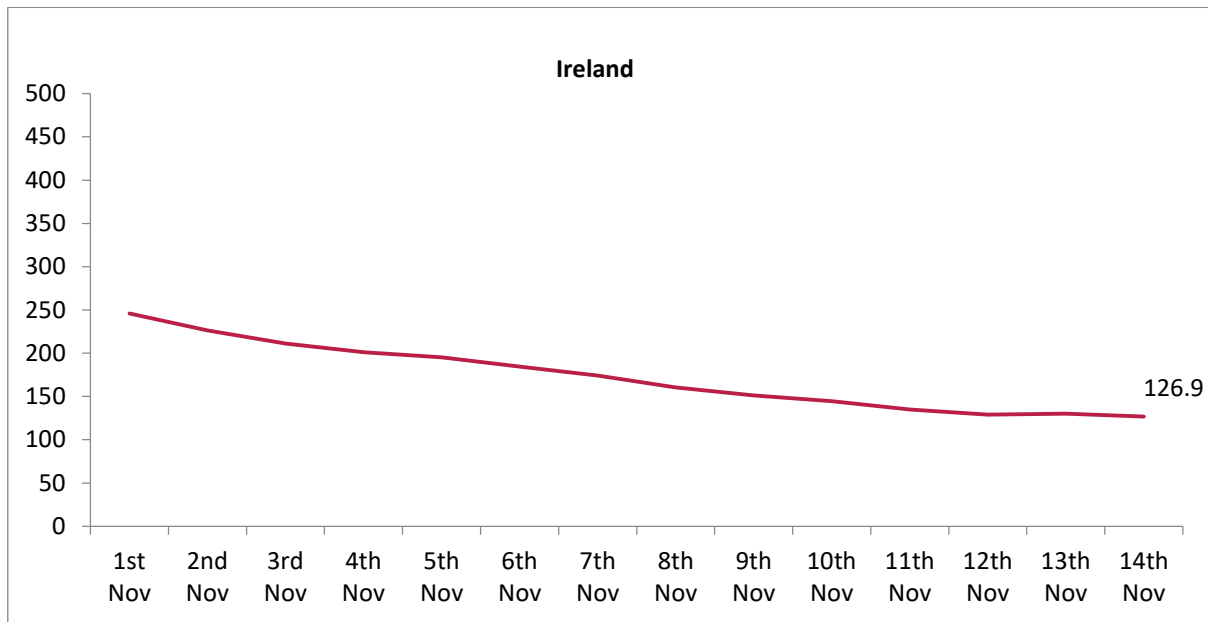


Figure 3: 14 day incidence rates per 100,000 population of confirmed cases of COVID-19 in Ireland (Nov 1st to Nov 14th 2020)

14 day incidence rates per 100,000 populations of confirmed cases of COVID-19 for individual counties can be found in **appendix 1** of this report

Table 5: Cumulative number of confirmed cases of COVID-19 notified in Ireland from 01/11/2020 to midnight 14/11/2020 by age group, hospitalisation and ICU admission*

Age Group (years)	Number of cases (n)	Cases hospitalised (n)	Cases hospitalised (%)	Cases admitted to ICU (n)	Cases admitted to ICU (%)
0-4 yrs	253	5	1.4	0	0.0
5-12 yrs	463	3	0.8	0	0.0
13-18 yrs	490	8	2.2	0	0.0
19-24 yrs	695	11	3.0	2	9.5
25-34 yrs	1002	18	4.9	0	0.0
35-44 yrs	940	29	7.9	1	4.8
45-54 yrs	853	36	9.8	3	14.3
55-64 yrs	558	33	8.9	4	19.0
65-74 yrs	345	71	19.2	6	28.6
75-84 yrs	261	102	27.6	5	23.8
85+ yrs	179	53	14.4	0	0.0
Unknown	2			0	0.0
Total	6,041	369	100	21	100

* The number of cases hospitalised and admitted to ICU relate only to events notified in the last 14 days and do not include cases notified prior to this and admitted to hospital or ICU in the last 14 days

Acknowledgements

Sincere thanks are extended to all those who are participating in the collection of data and reporting of data used in these reports. This includes the HSE COVID-19 Contact Management Programme (CMP), staff in ICU units, notifying clinicians, laboratory staff, public health doctors, nurses, surveillance scientists, microbiologists and administrative staff.

Report prepared by COVID-19 Epidemiology Team, HPSC

Technical Notes

1. Data Source

Data are based on statutory notifications and were extracted from Computerised Infectious Disease Reporting (CIDR) system at 11:18 on 11/15/20. Data are provisional and subject to ongoing review, validation and update. As a result, figures in this report may differ from previously published figures.

2. Epidemiological date

Epidemiological date is derived from the earliest of onset date, date of diagnosis, laboratory specimen collection date, laboratory received date, laboratory reported date and event creation/notification date.

3. Population data

Population data were taken from Census 2016. Data were aggregated into the following age groups for the analysis: 0-4 years, 5-14 years, 15-24 years, 25-34 years, 35-44 years, 45-54 years, 55-64 years, 65-74 years, 75-84 years and ≥ 85 years.

3. Transmission classification

Transmission classification is based on country of infection as well as enhanced exposure data (international travel; close contact of a case) recorded in CIDR. Transmission is classified as 'unknown' due to incomplete data on CIDR.

Travel related cases include cases who acquire COVID-19 infection outside of Ireland (imported cases) and cases who acquire COVID-19 infection directly from imported cases.

WHO definition of transmission classification is specified below:

- Community transmission is evidenced by the inability to relate confirmed cases through chains of transmission for a large number of cases, or by increasing positive tests through routine screening of sentinel samples.
- Local transmission indicates locations where the source of infection is within the reporting location.
- Imported cases only indicates locations where all cases have been acquired outside the location of reporting.

4. HSE areas

The counties covered by each HSE area are as follows:

- HSE East (E): Dublin, Kildare & Wicklow;
- HSE Midlands (M): Laois, Longford, Offaly & Westmeath;
- HSE Midwest (MW): Clare, Limerick & N. Tipperary;
- HSE Northeast (NE): Cavan, Louth, Meath & Monaghan;
- HSE Northwest (NW): Donegal, Leitrim & Sligo;
- HSE South (S): Kerry & Cork;
- HSE Southeast (SE): Carlow, Kilkenny, S. Tipperary, Waterford & Wexford;
- HSE West (W): Galway, Mayo & Roscommon.

5. Outbreak location

Where an outbreak location is reported as a residential facility (RF) this includes nursing homes, community hospitals, long-stay units and residential institutions including mental health facilities, prisons and direct provision centres.

Other outbreak location includes community, extended family, hotel, public house, retail outlet, travel related and all other locations.

Appendix 1

Figure A. 14 day incidence rates per 100,000 population of confirmed cases of COVID-19 by county (1st to Nov 14th 2020)

