



Epidemiology of COVID-19 in Ireland - 14 day report

Report prepared by HPSC on 01/12/2020

Summary characteristics of confirmed COVID-19 cases notified in Ireland from 17/11/2020 up to midnight 30/11/2020

	Number	Percent
Total number of confirmed cases	4,144	
National incidence of confirmed cases per 100,000 population	87.02	
Number of cases hospitalised*	274	6.61
Number of cases admitted to ICU*	9	0.22
Number of deaths among confirmed cases	16	0.39
Case fatality ratio (CFR, %)	0.39	
National incidence of confirmed deaths per 100,000 population	0.34	
Number of cases** associated with clusters	1,453	35.06
Number of imported cases	2	0.05
Number of cases in healthcare workers	458	11.05
Males	2,028	48.94
Females	2,100	50.68
M:F ratio	0.97	
Median age (years)	34	
Mean age (years)	36	
Age range (years)	0 - 100	

* The number of cases hospitalised and admitted to ICU relate only to events notified in the last 14 days and do not include cases notified prior to this and admitted to hospital or ICU in the last 14 days

**Cases may be associated with outbreaks notified outside the timeframe of this report
17/11/2020 - 30/11/2020

Note: Data were extracted from Computerised Infectious Disease Reporting (CIDR) system at 09:20 on 01/12/2020 and are provisional and subject to ongoing review, validation and update. As a result, figures in this report may differ from previously published figures.

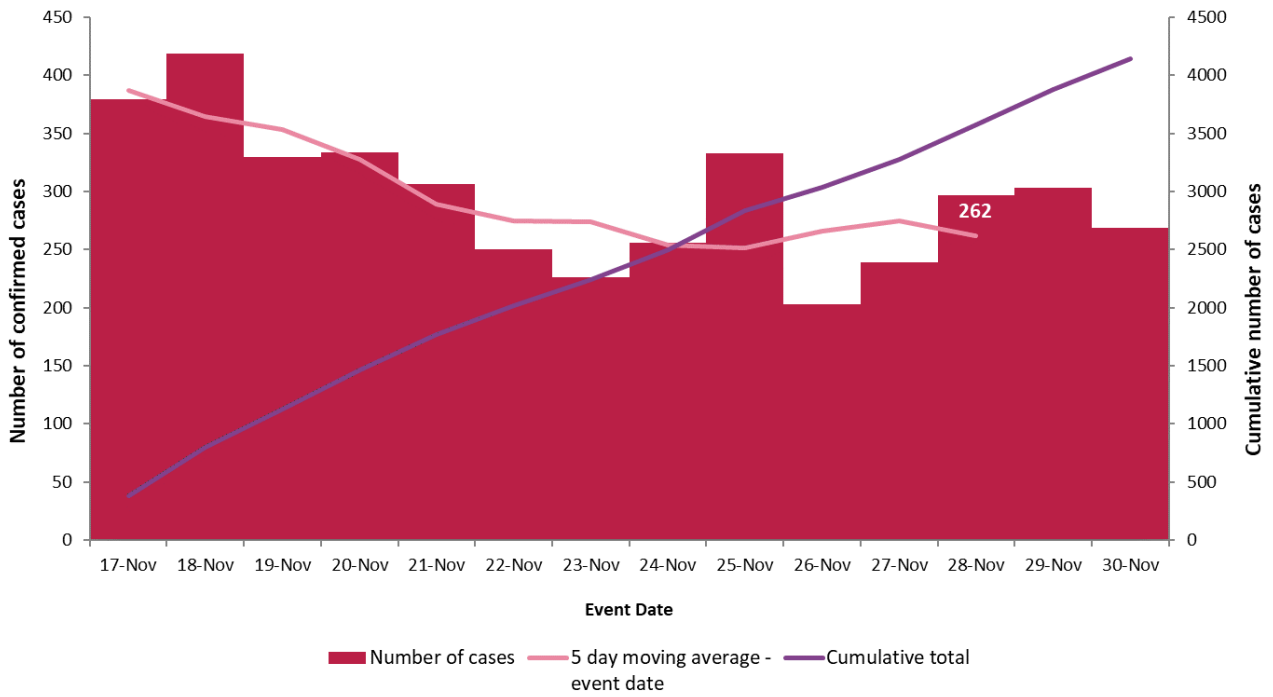


Figure 1. Daily number and cumulative number of confirmed cases of COVID-19, and 5-day moving average, by notification date (n=4,144)

Table 1: Characteristics of confirmed COVID-19 cases notified in Ireland from 17/11/2020 up to midnight on 30/11/202

Characteristic		Number of cases	Percent
Total number of confirmed cases		4,144	100
Sex	Male:Female ratio	0.97	
	Male	2,028	48.94
	Female	2,100	50.68
	Unknown	16	0.39
Age	Median age (years)	34	
	Mean age (years)	36	
	Age range (years)	0 - 100	
	0-4 yrs	167	4.03
	5-12 yrs	367	8.86
	13-18 yrs	397	9.58
	19-24 yrs	546	13.18
	25-34 yrs	613	14.79
	35-44 yrs	662	15.97
	45-54 yrs	561	13.54
	55-64 yrs	343	8.28
	65-74 yrs	203	4.9
	75-84 yrs	177	4.27
	85+ yrs	106	2.56
	Unknown	2	0.05
Underlying clinical conditions	Yes	1,085	26.18
	No	2,562	61.82
	Unknown	497	11.99
Symptom status at time of test*	Yes	2,471	59.63
	No	1,078	26.01
	Unknown	595	14.36

*Symptom status is recorded at the time of test and is not updated, therefore a proportion of the asymptomatic cases may subsequently develop symptoms however this will not be captured in the data.

Table 2: Number of confirmed COVID-19 cases by community healthcare organisation (CHO) notified in Ireland from 17/11/2020 to midnight 30/11/2020

CHO Area	Number of confirmed cases	Incidence per 100,000 population
CHO1	488	124.7
CHO2	281	62.0
CHO3	358	93.0
CHO4	409	59.2
CHO5	415	81.3
CHO6	417	108.8
CHO7	532	75.2
CHO8	538	86.9
CHO9	706	113.6
Unknown	0	
Total	4,144	87.0

Table 3: Number of confirmed COVID-19 cases by county notified in Ireland from 17/11/2020 to midnight 30/11/2020

County	Number of confirmed cases	Incidence per 100,000 population
Donegal	336	211.1
Louth	236	183.1
Kilkenny	147	148.1
Limerick	259	132.9
Monaghan	64	104.3
Dublin	1389	103.1
Wicklow	132	92.7
Longford	36	88.1
Mayo	111	85.1
Carlow	46	80.8
Tipperary	128	80.2
Meath	155	79.5
Waterford	88	75.7
Roscommon	41	63.5
Cork	344	63.4
Cavan	48	63.0
Kildare	134	60.2
Laois	47	55.5
Sligo	36	54.9
Clare	63	53.0
Galway	129	50.0
Offaly	37	47.5
Kerry	65	44.0
Westmeath	26	29.3
Wexford	43	28.7
Leitrim	<5	12.5
Total	4,144	87.0

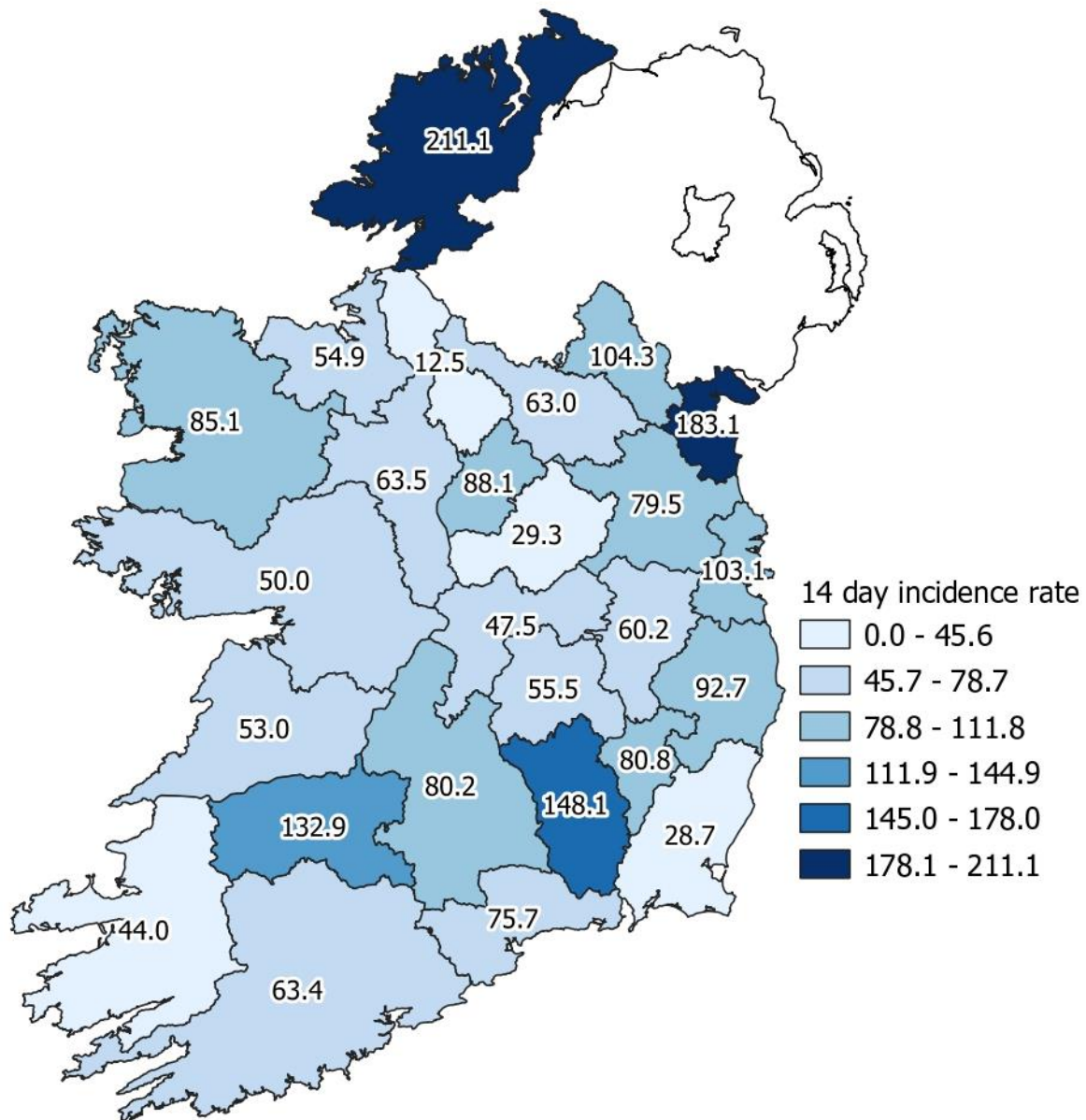


Figure 2: Cumulative incidence rates of confirmed COVID-19 cases per 100,000 population by county notified in Ireland between 17/11/2020 and 30/11/2020

Please do not directly compare county shades to previous maps. The categories listed will change as the number of cases change, which may result in changes to the map shading.

Table 4: Number and incidence of confirmed COVID-19 cases by Dublin Local Health Offices (LHOs) notified in Ireland with a notification date between 17/11/2020 and 30/11/2020

CCA	Local Health Office	Number of cases in past 14 days based on notification date	14 day incidence rates based on notification dates
CCA1	Dublin South	97	71.3
CCA2	Dublin South East	190	153.6
CCA3	Dublin South City	105	70.0
CCA4	Dublin South West	153	95.1
CCA5	Dublin West	138	88.8
CCA6	Dublin North West	242	116.5
CCA7	Dublin North Central	268	173.4
CCA8	Dublin North	196	75.6
	Dublin	1389	103.1

Note: Local health offices (LHOs) came into operation on 1st September 2005, replacing Community Care Areas (CCAs). LHO population denominators are used in this report rather than CCA population denominators. The LHO rates were calculated using Census 2016 LHO denominator data extracted from the HSE Health Atlas and are not a direct match to the corresponding CCAs.

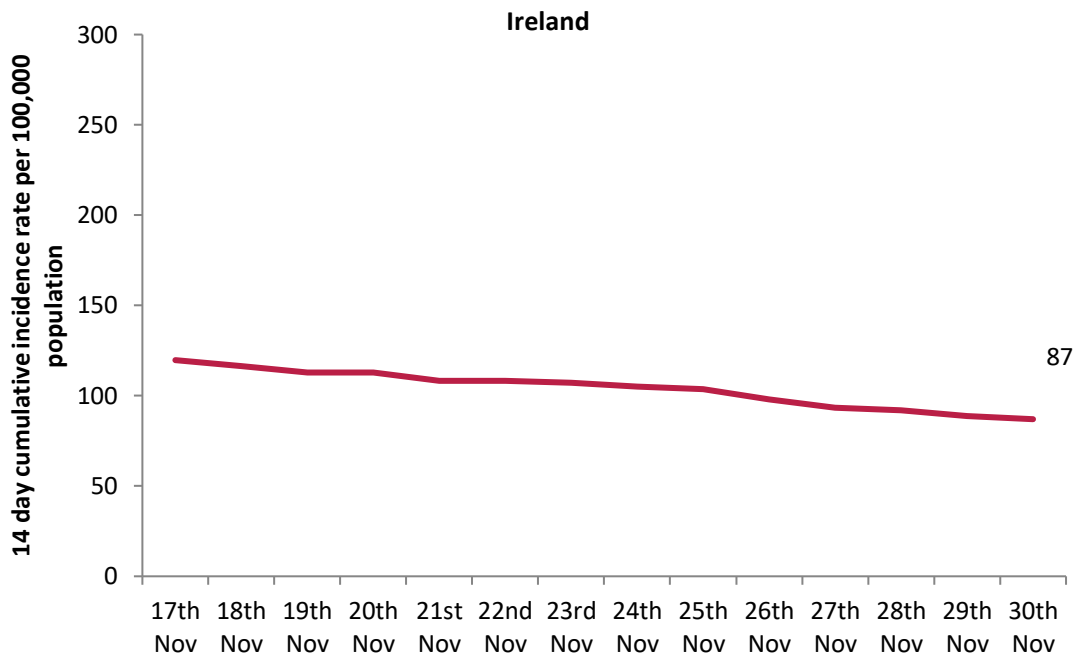


Figure 3: 14 day cumulative incidence rates per 100,000 population of confirmed cases of COVID-19 in Ireland (17/11/2020 to 30/11/2020)

14 day incidence rates per 100,000 populations of confirmed cases of COVID-19 for individual counties can be found in appendix 1 of this report

Table 5: Cumulative number of confirmed cases of COVID-19 notified in Ireland from 17/11/2020 to midnight 30/11/2020 by age group, hospitalisation and ICU admission*

Age Group (years)	Number of cases (n)	Cases hospitalised (n)	Cases hospitalised (%)	Cases admitted to ICU (n)	Cases admitted to ICU (%)
0-4 yrs	167	2	0.73	0	0
5-12 yrs	367	3	1.09	0	0
13-18 yrs	397	5	1.82	0	0
19-24 yrs	546	14	5.11	0	0
25-34 yrs	613	20	7.3	0	0
35-44 yrs	662	21	7.66	2	22.22
45-54 yrs	561	29	10.58	1	11.11
55-64 yrs	343	23	8.39	3	33.33
65-74 yrs	203	40	14.6	0	0
75-84 yrs	177	71	25.91	3	33.33
85+ yrs	106	46	16.79	0	0
Unknown	2			0	0
Total	4,144	274	100	9	100

* The number of cases hospitalised and admitted to ICU relate only to events notified in the last 14 days and do not include cases notified prior to this and admitted to hospital or ICU in the last 14 days

Acknowledgements

Sincere thanks are extended to all those who are participating in the collection of data and reporting of data used in these reports. This includes the HSE COVID-19 Contact Management Programme (CMP), staff in ICU units, notifying clinicians, laboratory staff, public health doctors, nurses, surveillance scientists, microbiologists and administrative staff.

Report prepared by COVID-19 Epidemiology Team, HPSC

Technical Notes

1. Data Source

Data are based on statutory notifications and were extracted from Computerised Infectious Disease Reporting (CIDR) system at 09:20 on 01/12/2020. Data are provisional and subject to ongoing review, validation and update. As a result, figures in this report may differ from previously published figures.

2. Epidemiological date

Epidemiological date is derived from the earliest of onset date, date of diagnosis, laboratory specimen collection date, laboratory received date, laboratory reported date and event creation/notification date.

3. Population data

Population data were taken from Census 2016. Data were aggregated into the following age groups for the analysis: 0-4 years, 5-14 years, 15-24 years, 25-34 years, 35-44 years, 45-54 years, 55-64 years, 65-74 years, 75-84 years and ≥ 85 years.

3. Transmission classification

Transmission classification is based on country of infection as well as enhanced exposure data (international travel; close contact of a case) recorded in CIDR. Transmission is classified as 'unknown' due to incomplete data on CIDR.

Travel related cases include cases who acquire COVID-19 infection outside of Ireland (imported cases) and cases who acquire COVID-19 infection directly from imported cases.

WHO definition of transmission classification is specified below:

- Community transmission is evidenced by the inability to relate confirmed cases through chains of transmission for a large number of cases, or by increasing positive tests through routine screening of sentinel samples.
- Local transmission indicates locations where the source of infection is within the reporting location.
- Imported cases only indicates locations where all cases have been acquired outside the location of reporting.

4. HSE areas

The counties covered by each HSE area are as follows:

- HSE East (E): Dublin, Kildare & Wicklow;
- HSE Midlands (M): Laois, Longford, Offaly & Westmeath;
- HSE Midwest (MW): Clare, Limerick & N. Tipperary;
- HSE Northeast (NE): Cavan, Louth, Meath & Monaghan;
- HSE Northwest (NW): Donegal, Leitrim & Sligo;
- HSE South (S): Kerry & Cork;
- HSE Southeast (SE): Carlow, Kilkenny, S. Tipperary, Waterford & Wexford;
- HSE West (W): Galway, Mayo & Roscommon.

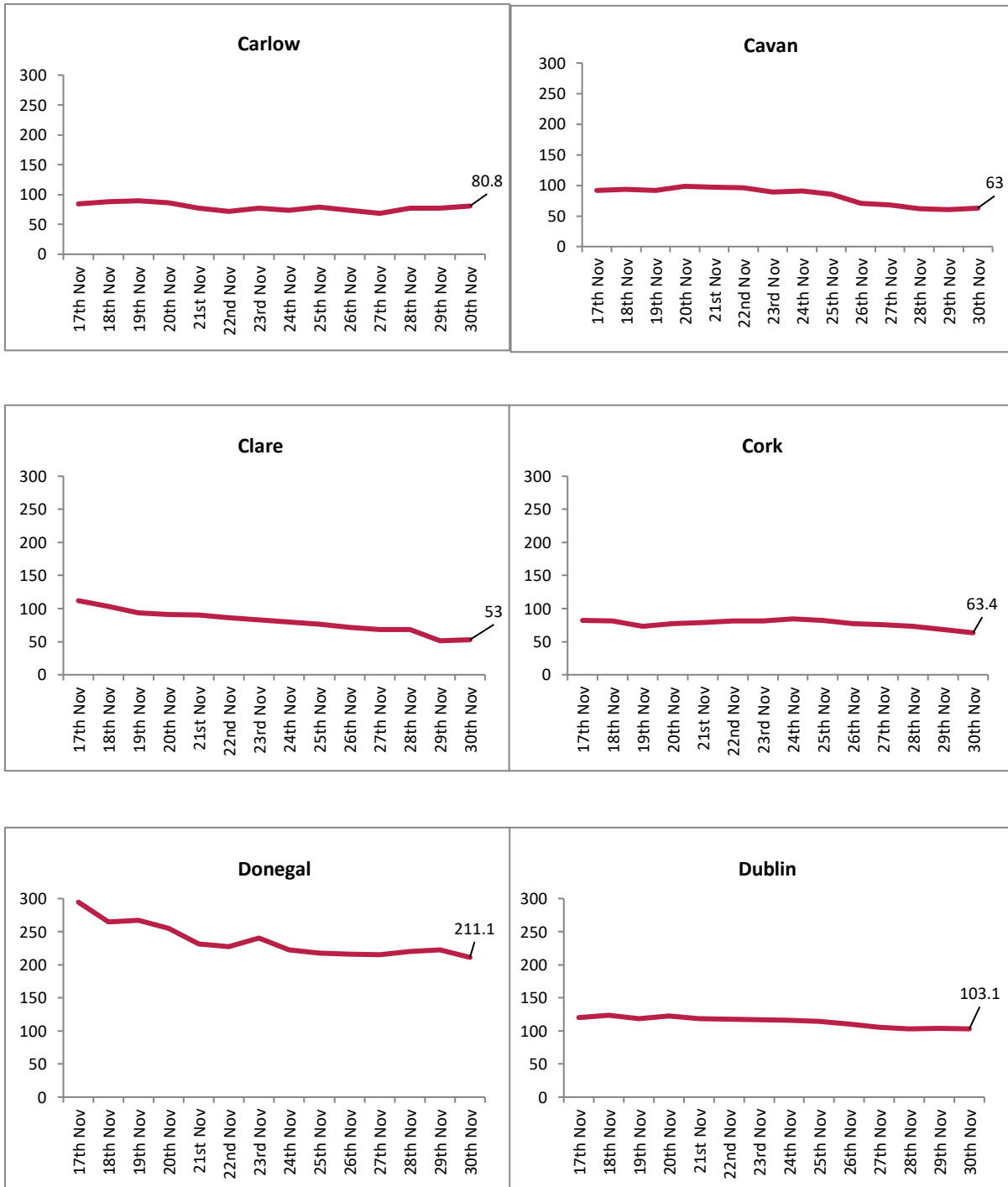
5. Outbreak location

Where an outbreak location is reported as a residential facility (RF) this includes nursing homes, community hospitals, long-stay units and residential institutions including mental health facilities, prisons and direct provision centres.

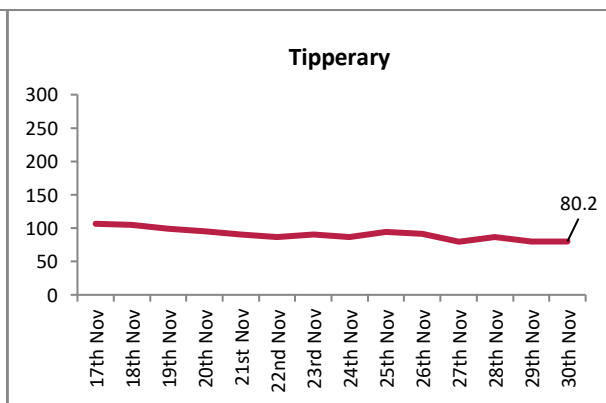
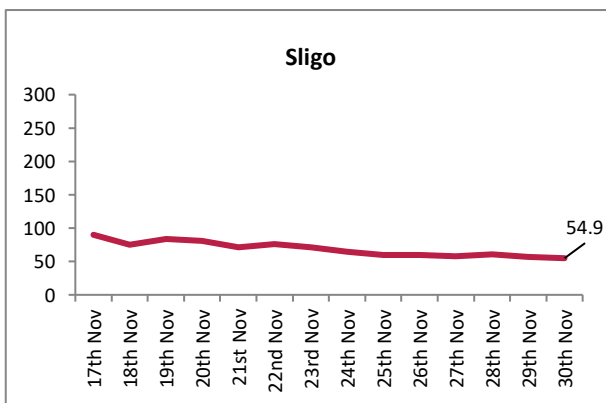
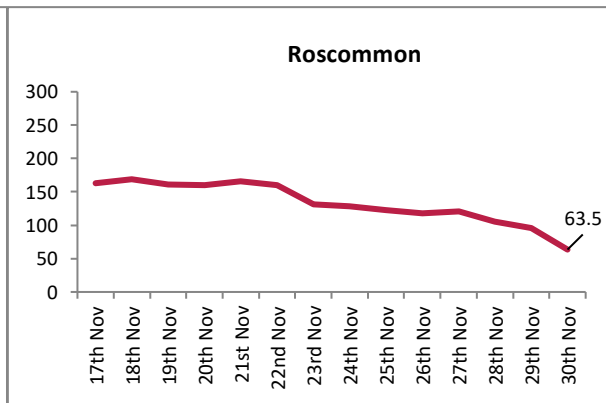
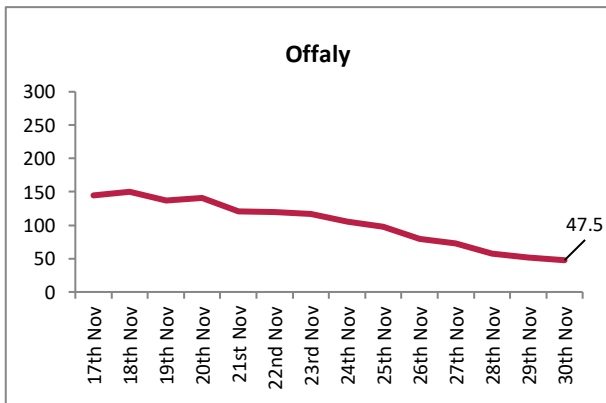
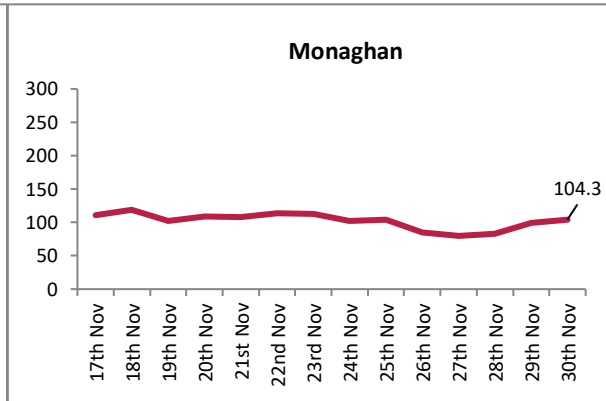
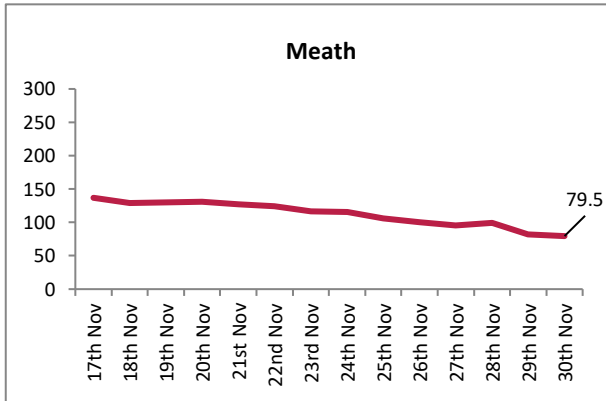
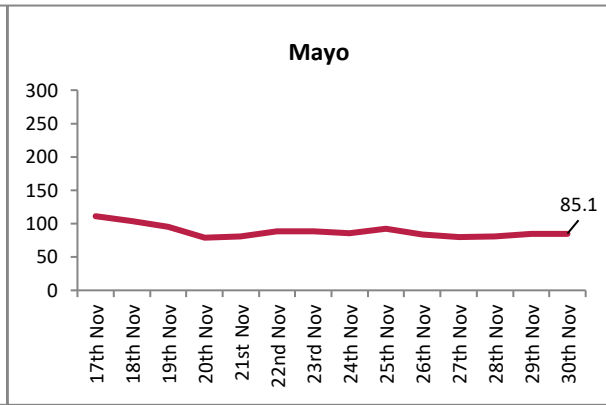
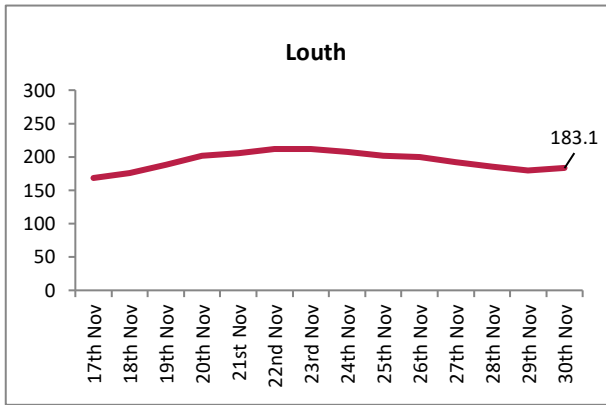
Other outbreak location includes community, extended family, hotel, public house, retail outlet, travel related and all other locations.

Appendix 1

Figure A. 14 day cumulative incidence rates per 100,000 population of confirmed cases of COVID-19 by county (17/11/2020 to 30/11/2020)







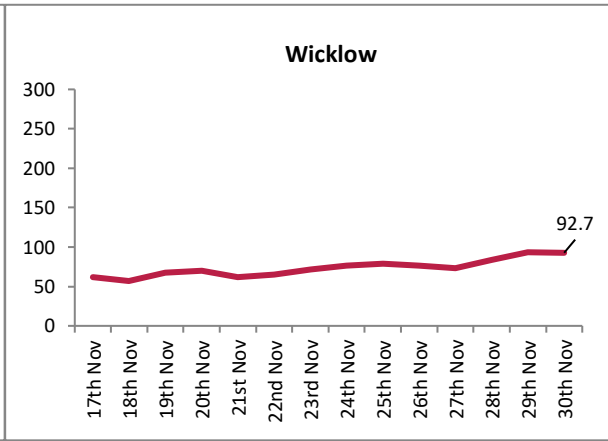
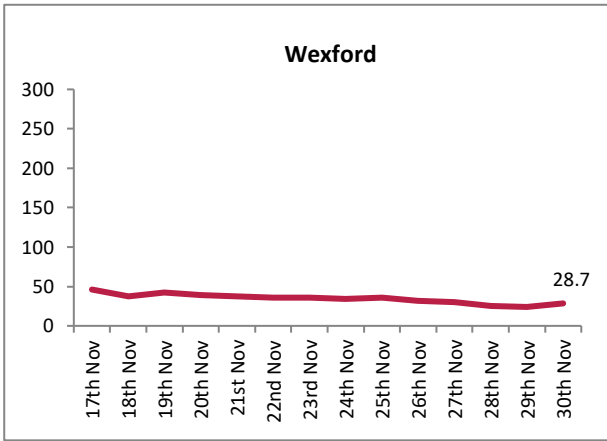
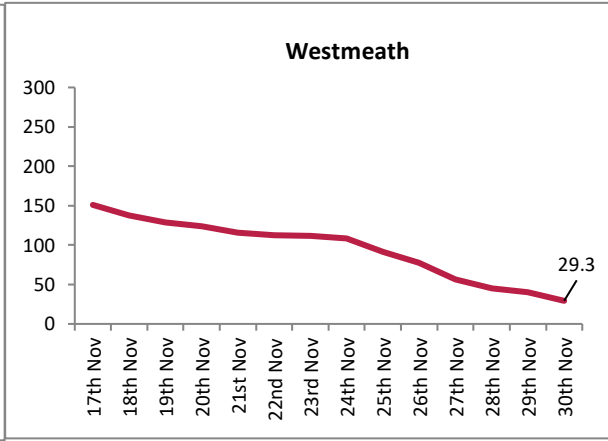
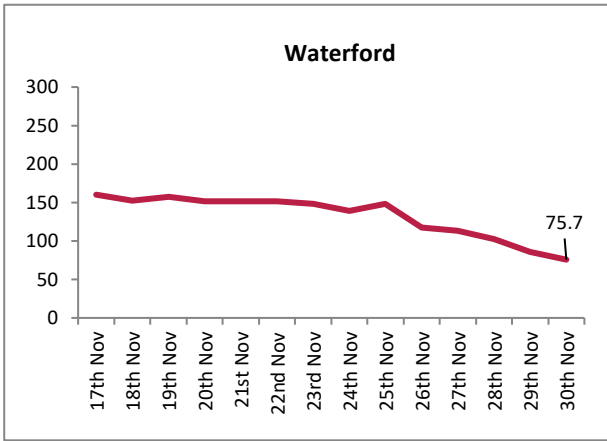


Figure B. 14 day cumulative incidence rates per 100,000 population of confirmed cases of COVID-19 by Dublin CCA (17/11/2020 to 30/11/2020)

